
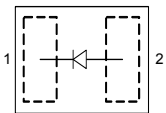


**Silicon Schottky Diode**

- RF Schottky diode for mixer applications up to 26 GHz
- Extremely low inductance combined with ultra low device capacitance
- Very stable performance for all major parameters
- Package size: 0.62 x 0.31 x 0.31 mm<sup>3</sup> only
- Pb-free (RoHS compliant) package


**BAT24-02LS**


Type	Package	Configuration	$L_S$ (nH)	Marking
BAT24-02LS	TSSLP-2-1	single, leadless	0.2 ±0.05	S

**Maximum Ratings at  $T_A = 25^\circ\text{C}$ , unless otherwise specified**

Parameter	Symbol	Value	Unit
Diode reverse voltage	$V_R$	4	V
Forward current	$I_F$	110	mA
Total power dissipation $T_S \leq 73^\circ\text{C}$	$P_{\text{tot}}$	100	mW
Junction temperature	$T_j$	150	°C
Operating temperature range	$T_{\text{op}}$	-55 ... 150	
Storage temperature	$T_{\text{stg}}$	-55 ... 150	

**Thermal Resistance**

Parameter	Symbol	Value	Unit
Junction - soldering point <sup>1)</sup>	$R_{\text{thJS}}$	≤ 770	K/W

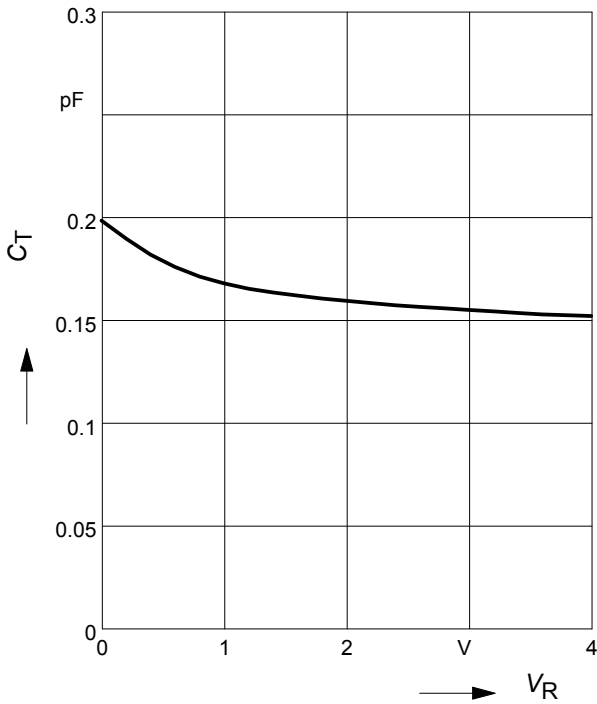
<sup>1)</sup>For calculation of  $R_{\text{thJA}}$  please refer to Application Note Thermal Resistance

**Electrical Characteristics at  $T_A = 25^\circ\text{C}$ , unless otherwise specified**

Parameter	Symbol	Values			Unit
		min.	typ.	max.	
<b>DC Characteristics</b>					
Breakdown voltage $I_{(BR)} = 10 \mu\text{A}$	$V_{(BR)}$	4	-	-	V
Reverse current $V_R = 1 \text{ V}$	$I_R$	-	-	5	$\mu\text{A}$
Forward voltage $I_F = 1 \text{ mA}$ $I_F = 10 \text{ mA}$	$V_F$	0.16 0.25	0.23 0.32	0.32 0.41	V
<b>AC Characteristics</b>					
Diode capacitance $V_R = 0 \text{ V}, f = 1 \text{ MHz}$	$C_T$	-	0.2	0.23	pF
Differential forward resistance $I_F = 10 \text{ mA} / 50 \text{ mA}$	$R_F$	-	8	10	$\Omega$

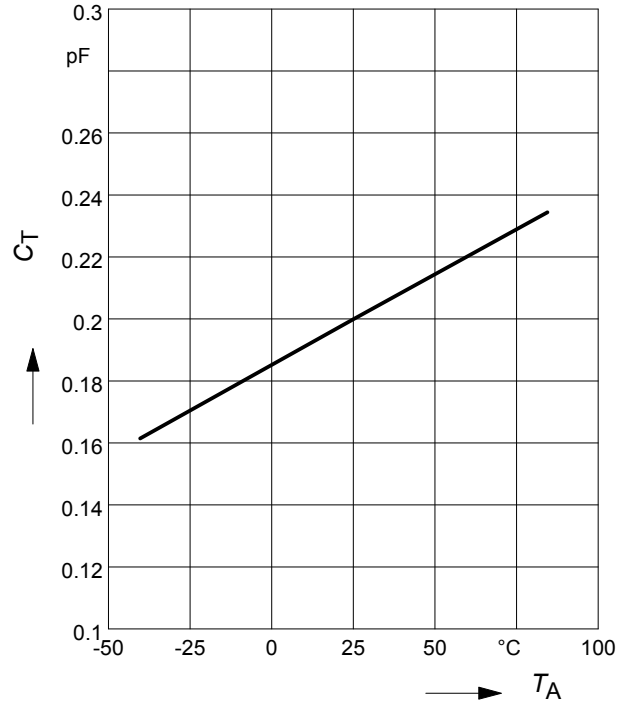
**Diode capacitance  $C_T = f(V_R)$**

$f = 1\text{MHz}$ ,  $T_A = 25\text{ }^\circ\text{C}$



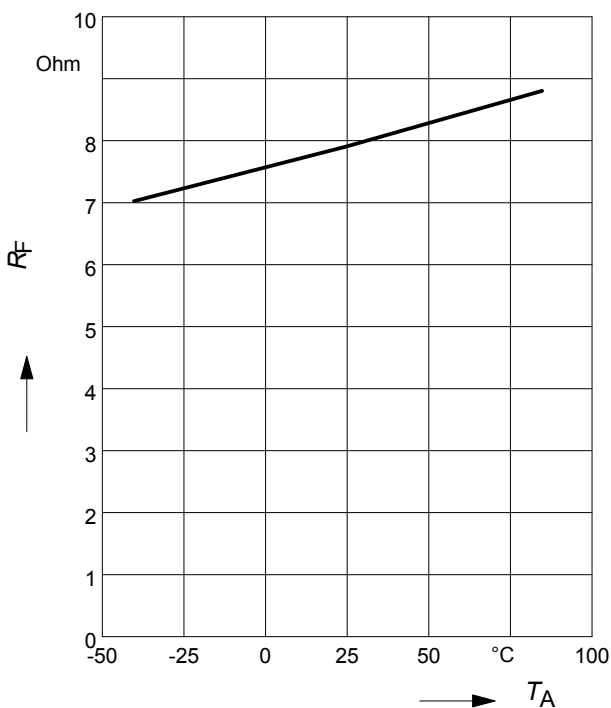
**Diode capacitance  $C_T = f(T_A)$**

$V_R = 0\text{ V}$ ,  $f = 1\text{MHz}$



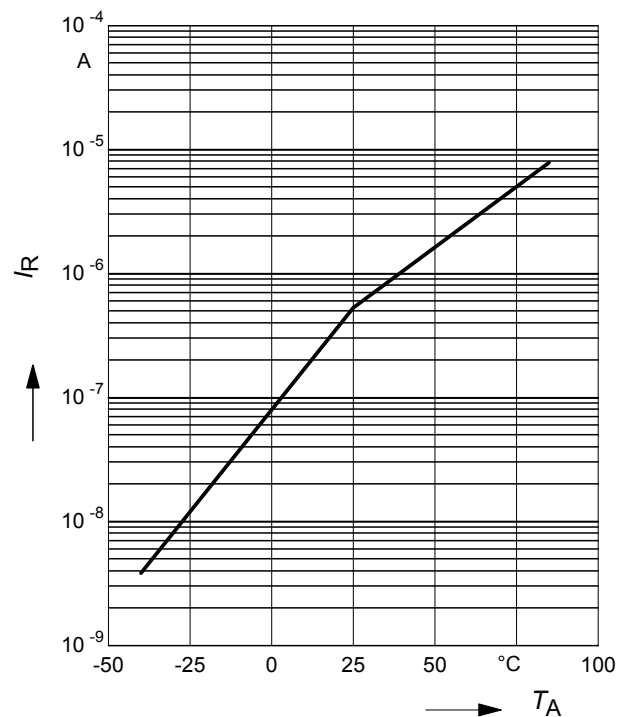
**Differential forward resistance  $R_F = f(T_A)$**

$I_F = 10\text{ mA} / 50\text{ mA}$



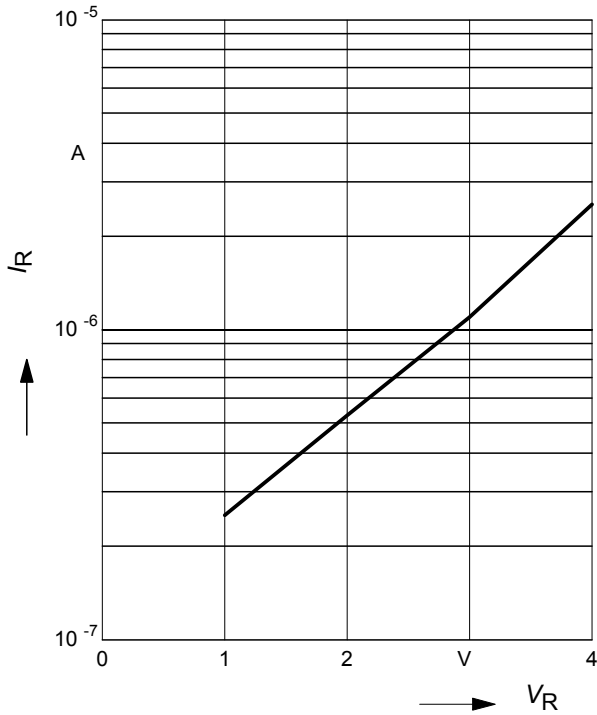
**Reverse current  $I_R = f(T_A)$**

$V_R = 1\text{ V}$



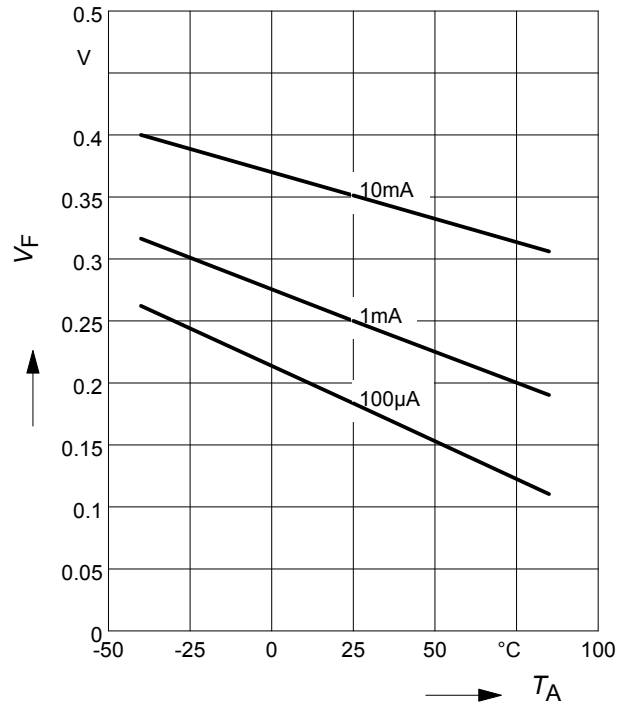
**Reverse current  $I_R = f(V_R)$**

$T_A = 25\text{ }^\circ\text{C}$



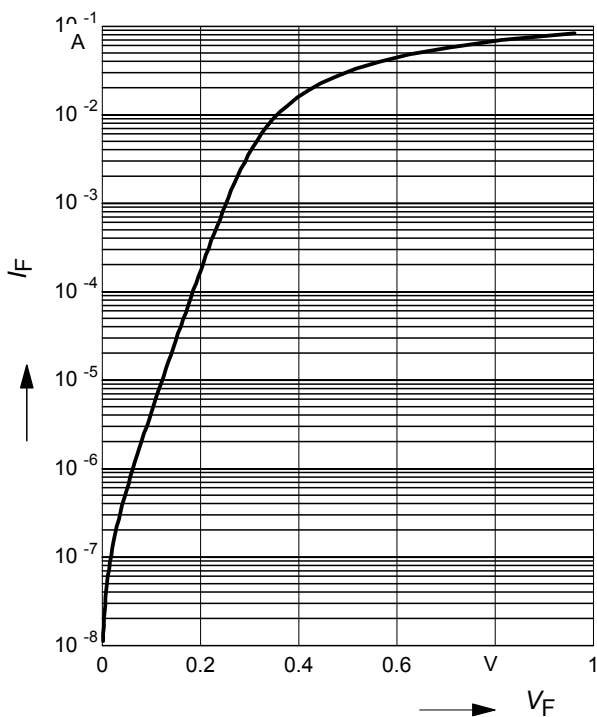
**Forward Voltage  $V_F = f(T_A)$**

$I_F = \text{Parameter}$

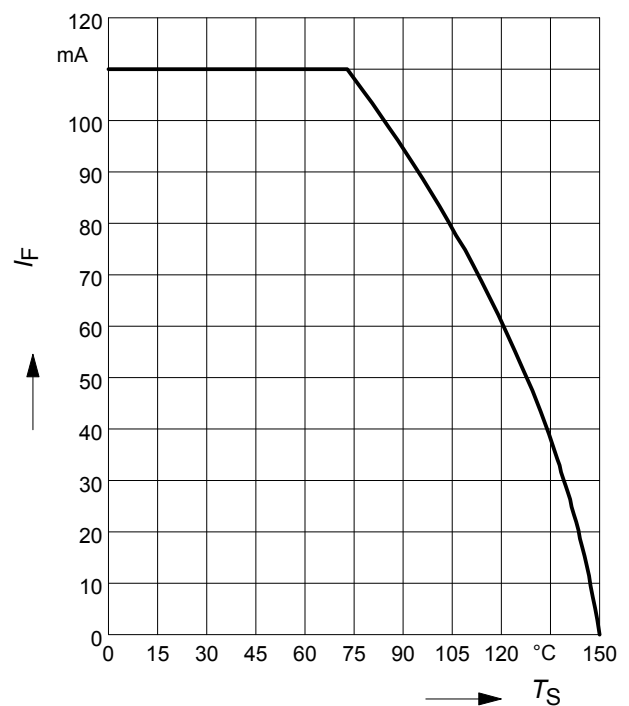


**Forward current  $I_F = f(V_F)$**

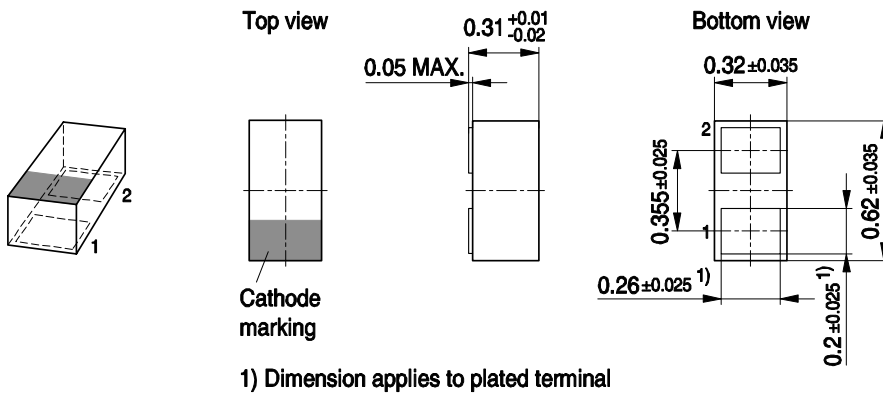
$T_A = 25\text{ }^\circ\text{C}$



**Forward current  $I_F = f(T_S)$**

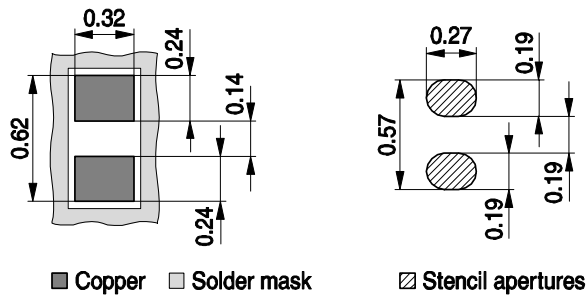


### Package Outline

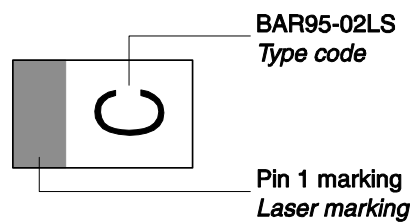


### Foot Print

For board assembly information please refer to Infineon website "Packages"

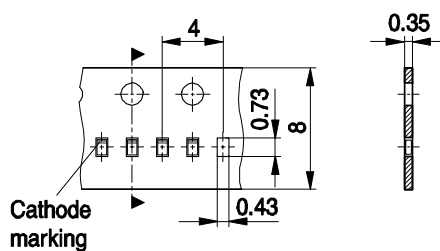


### Marking Layout (Example)



### Standard Packing

Reel ø180 mm = 15.000 Pieces/Reel



**Edition 2009-11-16**

**Published by  
Infineon Technologies AG  
81726 Munich, Germany**

**© 2009 Infineon Technologies AG  
All Rights Reserved.**

### **Legal Disclaimer**

The information given in this document shall in no event be regarded as a guarantee of conditions or characteristics. With respect to any examples or hints given herein, any typical values stated herein and/or any information regarding the application of the device, Infineon Technologies hereby disclaims any and all warranties and liabilities of any kind, including without limitation, warranties of non-infringement of intellectual property rights of any third party.

### **Information**

For further information on technology, delivery terms and conditions and prices, please contact the nearest Infineon Technologies Office ([<www.infineon.com>](http://www.infineon.com)).

### **Warnings**

Due to technical requirements, components may contain dangerous substances. For information on the types in question, please contact the nearest Infineon Technologies Office.

Infineon Technologies components may be used in life-support devices or systems only with the express written approval of Infineon Technologies, if a failure of such components can reasonably be expected to cause the failure of that life-support device or system or to affect the safety or effectiveness of that device or system. Life support devices or systems are intended to be implanted in the human body or to support and/or maintain and sustain and/or protect human life. If they fail, it is reasonable to assume that the health of the user or other persons may be endangered.