




EP7 Transformer

AEP7-4556



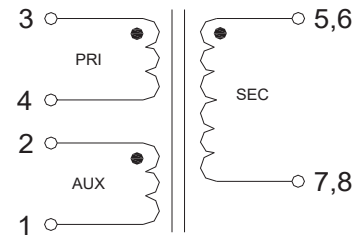
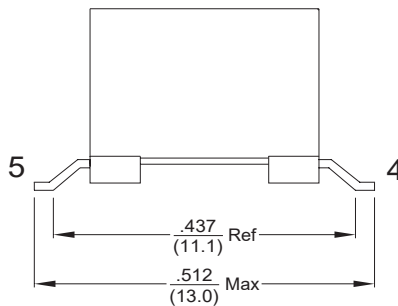
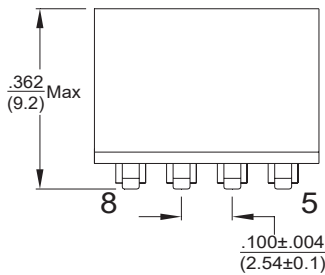
- Operating Temperature Range: -40°C to +125°C
- EP7 SMD Package
- Reflow Condition: Maximum reflow temperature is 250°C/-5°C, time is 30s (Refer to IPC/JEDEC J-STD-020C Standard)

Electrical Specifications @25°C				
Inductance 10KHz, 0.1V Idc = 0A (3 - 4)	Inductance 10KHz, 0.1V Idc = 1.6A (3 - 4)	Leakage Inductance @ 100KHz, 0.1V (3 - 4) (Short Pins 2+1, 5+6+7+8)	Turns Ratio @Un-Gapped Core (3 - 4) : (2 - 1)	Turns Ratio @Un-Gapped Core (3 - 4) : (5,6 - 7,8)
50µH ±10%	L0A x 80% Min	1.0µH Max	3 : 1 ±1%	3 : 1 ±1%
Electrical Specifications @25°C				
DCR (3 - 4) mΩ Max	DCR (2 - 1) mΩ Max	DCR (5,6 - 7,8) mΩ Max	Isolation Voltage @1mA, 1S Pri & Aux - Sec	Isolation Voltage @1mA, 1S Pri - Aux
209	418	29	1875VAC	500VAC

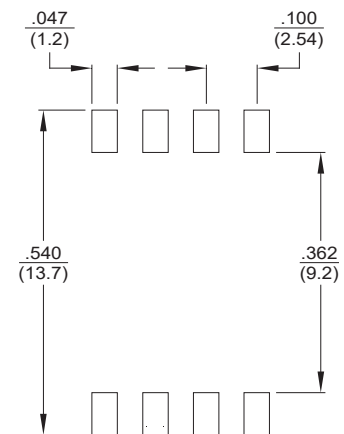
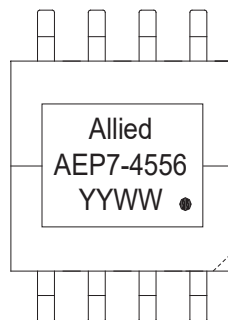
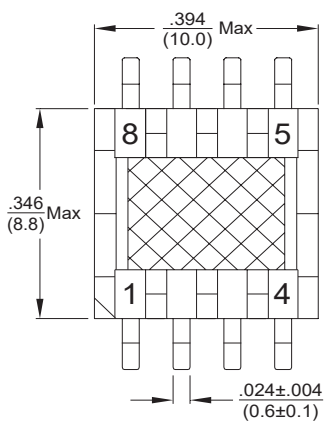
All specifications subject to change without notice.

MECHANICAL

Dimensions: inches (mm)



SCHEMATIC



PCB LAYOUT