

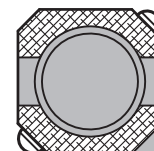
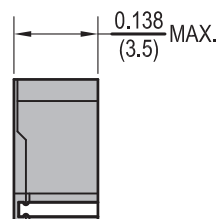
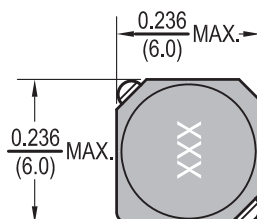


Shielded Power Inductor

PCSN5D33



Dimensions: $\frac{\text{Inches}}{\text{(mm)}}$



Allied Part Number	Inductance (μH)	Tolerance (%)	Test Freq. 100KHz, V	DCR $\text{m}\Omega$ Max	Rated Current (A)
PCSN5D33-6R8M-RC	6.8	20	0.1	75	2.80
PCSN5D33-100M-RC	10	20	0.1	100	2.50
PCSN5D33-150M-RC	15	20	0.3	110	1.90
PCSN5D33-330M-RC	33	20	0.1	240	0.88
PCSN5D33-470M-RC	47	25	0.1	330	0.84
PCSN5D33-680M-RC	68	20	0.1	380	0.75
PCSN5D33-101M-RC	100	20	0.1	795	0.46
PCSN5D33-221M-RC	220	20	0.1	1527	0.41

All specifications subject to change without notice.

Features

- SMD Power Inductor
- Magnetically shielded
- Low DC resistance
- High Current
- Ideal for DC-DC converter applications

Electrical

Inductance Range: 6.8 μH to 220 μH

Additional values available

Tolerance: 20%, available in tighter tolerances

Operating Temp: -55°C to +125°C

Isat: Current at which Inductance drops by no more than 30% of initial value.

Irms: Current at which the temperature rise is 40°C

Test Equipment

(L): TH2817

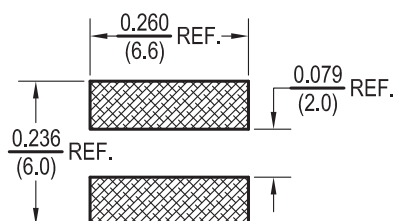
(RDC): TH2512B

(Isat & Iirms): WK3260B & WK3265B

Physical

Packaging: 2000 pieces per 13 inch reel.

Marking: EIA Inductance Code

Land Pattern**Schematic**