


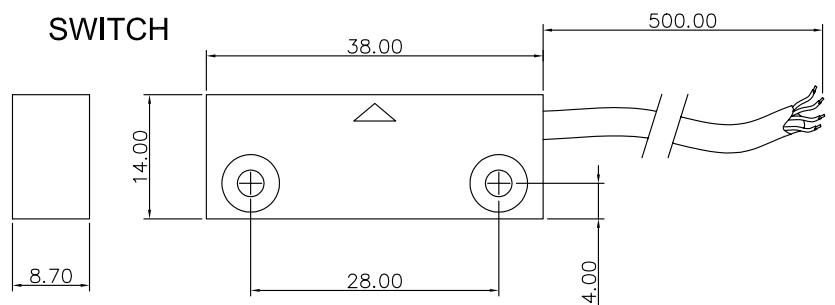
Datasheet

Stock No: 122-0719

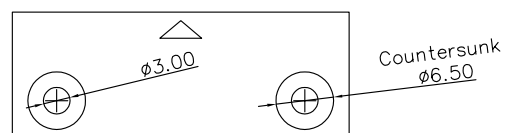
RS Pro Surface mount Proximity switch & Magnet set



SWITCH



MAGNET



Specifications

- Normally open with supervisory loop
- Operating distance 15mm
- Maximum switching voltage 50 V/DC
- Maximum switching current 0.5 Amps DC (Resistive)
- Maximum power 10 W/VA
- Contact resistance 1 Ohm (typical)
- Operating temperature -10° to +85° Celsius
- Cable length 500mm
- 24 AWG 4 core PVC insulated cable
- Supplied with fixing screws