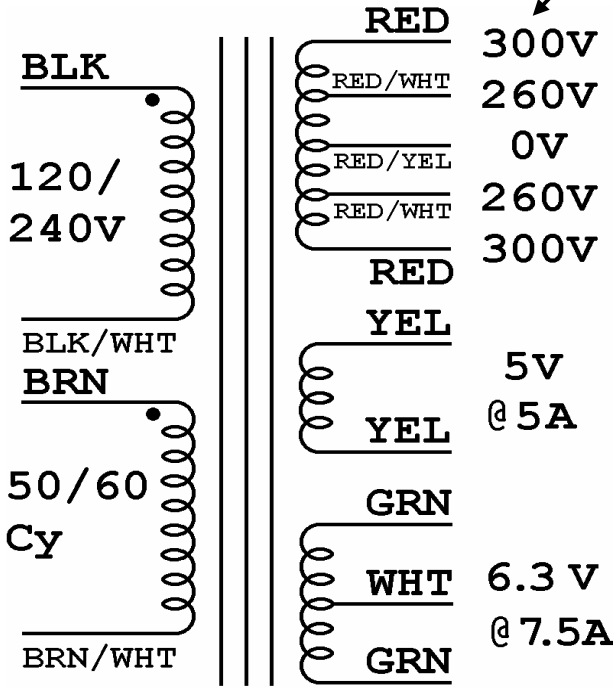
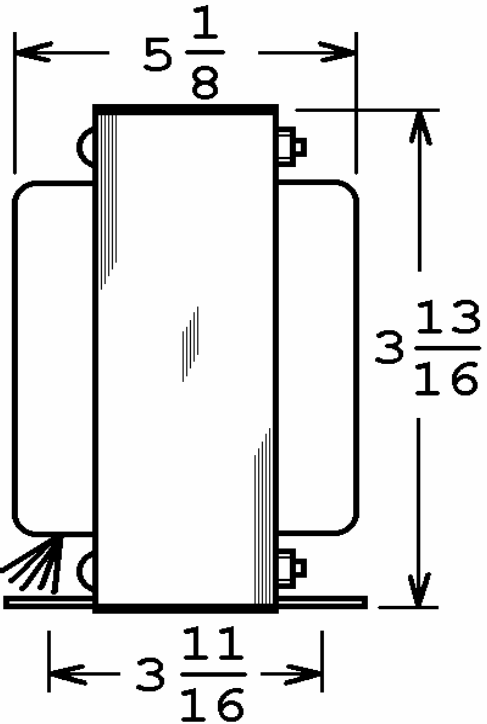



This drawing is the property of Magnetic Components, Inc. and shall not be reproduced, in whole or in part, without the written permission of Magnetic Components, Inc.

REVISIONS			
LTR	DESCRIPTION	DATE	APPROVED
A	REVISE TITLE	04/26/11	M. Sacketti
B	ADD PLATE WINDING VOLTAGE AND CURRENT NOTE	02/17/15	M. Sacketti

SEE NOTE BELOW



120V: INPUT TO BLK AND BLK/WHT (CONNECT BLK TO BRN AND BLK/WHT TO BRN/WHT)
240V: INPUT TO BLK AND BRN/WHT (CONNECT BLK/WHT TO BRN)
NOTE: VOLTAGES ARE NO LOAD VOLTAGES. RATED PLATE CURRENT IS 300mA.

UNLESS OTHERWISE SPECIFIED	SIGNATURES		DATE		MAGNETIC COMPONENTS, INC.		DIV : SCHILLER PK	
	DRAWN : <i>M. Sacketti</i>		18 MAR 11		TITLE		POWER TRANSFORMER	
ALL DIMENSIONS IN INCHES DO NOT SCALE DRAWING	CHECK :				CAGE		50508	
	APPR : <i>M. Sacketti</i>		18 MAR 11		SCALE		NONE	
FRACTIONS +/-					SIZE		PART No.	
.X = +/-					A		40-18065	
.XX = +/-					REV		B	
.XXX = +/-					SHEET :			
ANGLES = +/-								