



L051

Submersible Pressure Transmitter



| Features |

- Housing SS316 outer, diameter 27 Ø
- Compact and rugged design and easy to install
- With reasonable price, high accuracy and good stability in a long-run
- Cable material: PVC or PTFE

| Applications |

This submersible pressure transmitter is easy to apply in open container and rivers / Plunge the transmitter into the bottom of rivers and you can get level signal of lower limit and upper limit / Drinking water equipment / Pit sinking / Waste water plant / Big container and barrel / Flow current (rivers and lakes)

| Specification |

Input

Sensor type	Piezoresistive diaphragm					
Input type	Level					
Measuring range	0 ... 10 bar					
Cable overload range	Pressurs range	0.5	1	2	5	10
	Overload range	2.5	3	4	7	15

Output

Output	4 ... 20 mA
Signal connection	2-wire
Linear accuracy	±0.5% of F.S.
Load resistance	[Ohm] ≤ (Operating voltage 10V) / 0.02A-0.15Ω x cable length(M)
Response time	± 10% of zero-point and full-scale
(ZERO & SPAN)adjustment span	
Response time	≤ 5 ms

Environment

Medium	Liquid
Operating temperature	0 ... 50°C
Operating humidity	0 ... 100%RH
Storage temperature	-25 ... +60°C
Zero-point error	±0.2% F.S. / 10K

Electrical

Power supply	DC 10 ... 30 V
Current consumption	≤ 21 mA
Overvoltage protection	< DC 33 V
Electrical connection	Specific cable

Installation

Installation	Submersible
--------------	-------------

Protection

IP rating	IP68
Electrical protection	<input checked="" type="checkbox"/> Polarity protection <input checked="" type="checkbox"/> Over-voltage <input checked="" type="checkbox"/> Short circuit

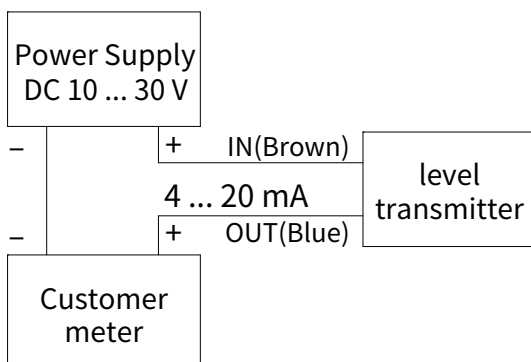
Certification

Certification	CE
---------------	----

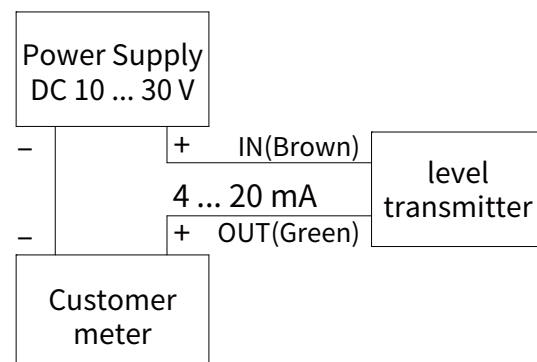
Material

Housing	SUS 316
Wetted part	SUS 316
Cable	PVC / PTFE
Weight (w / o cable)	350 g

| Connection Diagram |

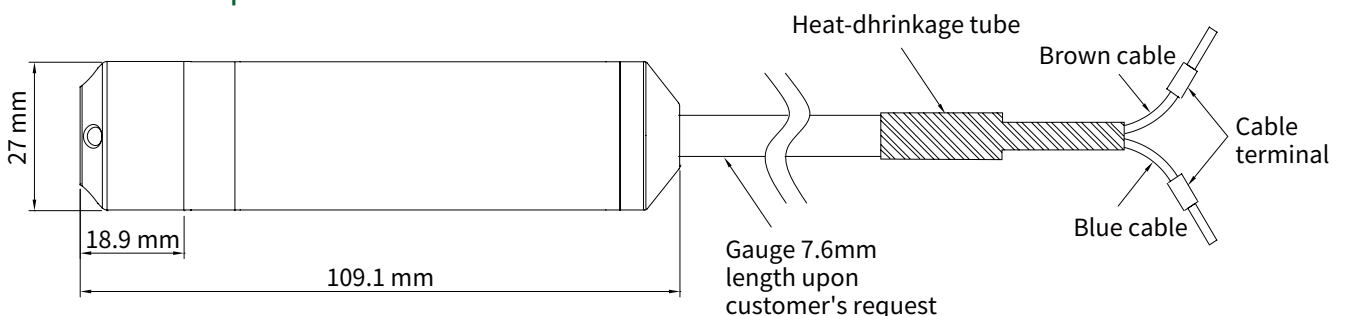


PVC cable



PTFE cable

| Dimension |



| Ordering Guide |

	Appearance	—	Pressure range	Output	Power supply	Cable length	—	Cable material
L05	1		06	1	0	08		1
	1 : 27 Ø		03 : 0.25 bar 04 : 0.4 bar 06 : 0.6 bar 11 : 1.0 bar 12 : 1.6 bar 13 : 2.5 bar 14 : 4.0 bar 16 : 6.0 bar 21 : 10 bar	1 : 4 ... 20 mA	0 : DC 10 ... 30 V	05 : 5 m 06 : 6 m 08 : 8 m 12 : 12 m 18 : 18 m 27 : 27 m 42 : 42 m 62 : 62 m A2 : 102 m 00 : Option		1 : PVC 2 : PTFE

| Additional Option Test Report |

■ ILAC / TAF

YUDEN-TECH CO.,LTD. Calibration Laboratory - (ILAC / TAF) Test report.

(TAF accreditation:3032, complying with ISO / IEC 17025) TAF has mutual recognition arrangement with ILAC MRA

Project	Measurand level or range
Pressure transmitter	Gauge pressure : 10 ... 7000 kPa

■ ISO 9001

Project	Measurand level or range
Pressure	Relative pressure : ≤ 6000 kPa