


Apacer In-Vehicle Embedded Modules

Features

- Full or Half mini PCI Express Card Compliant with CAN 2.0 A/B Specification
- Equips 2-Channel Individual CAN and 1-Channel J1708 Interfaces
- Baud Rate Setting: 125/250/500/800/1000Kbps
- Vehicle Communication Protocols: OBD-II, J1939 and J1708
- Built-in Programmable CAN Identifier Filtering
- Sensor Integrated: 3D Gyroscope and 3D Accelerometer



- 1 CAN Function Switch
- 2 2-Channel CAN Connector
- 3 J1708 Connector

Introduction

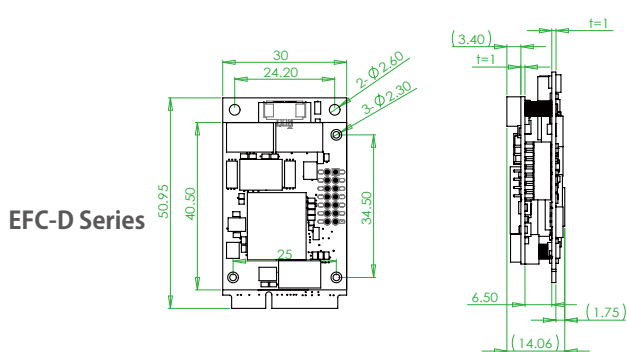
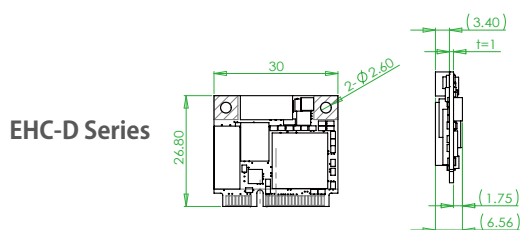
Apacer in-vehicle embedded modules can optionally support protocols from CAN 2.0 A/B, OBDII, J1939 and J1708. With Apacer in-vehicle embedded module, your system is allowed to get Car, Truck, Bus, Crane, Harvester and other commercial vehicle information easily.

Other powerful advantages as independent dual CANbus channels and 6 axis Motion Sensors on-board make the ideal solution for Fleet Management, Public Transportation Monitoring, Emergency Fleet Solution, Law Enforcement, In-vehicle Digital Signage, Vehicle Data Collection, Vehicle Tracking, Telematics System.

Specifications

Form Factor	Full or Half Mini PCI Express Card
Host Interface	USB 2.0 via PCI Express Mini Card Socket
Interface Number	CAN (ISO 11898) x 2 Individual Channels J1708 x 1 (EFC-D series Only)
Sensor	3D Gyroscope 3D Accelerometer
Protocol	CAN 2.0 A/B, OBD-II, J1939 and J1708
Identifier filtering	Mask and Identifier List Mode
Driver Support	Microsoft Windows 7 / 8.1 / 10 Linux Kernel 2.6 and 3.13
SDK Support	Microsoft Windows 7 / 8.1 / 10 Linux by Project
Operation Temp.	-40°C ~ 85°C
Vibration Test	Pass 7.69G@ 20~2000Hz, compliant with MIL-STD-810G
ESD Protection	8kV Contact, 15kV air
Dimension (L x W x H)	Full Mini PCI Express Card: 50.9 x 30 x 6.56mm Half Mini PCI Express Card: 26.8 x 30 x 6.56mm

Dimensions



Ordering Information

Part Number	Description
APEHC-D10	Half Mini PCIE, 2 channels CAN 2.0A/B, G-sensor
APEHC-D30	Half Mini PCIE, 2 channels CAN 2.0A/B, OBDII, G-sensor
APEHC-D40	Half Mini PCIE, 2 channels CAN 2.0A/B, OBDII, J1939, G-sensor
APEFC-D50	Full Mini PCIE, 2 channels CAN 2.0A/B, OBDII, J1939, 1 channel J1708, G-sensor