



DTMF400-xxSX-F-W6

400W AC/DC Switching Adapter-Single Output



FEATURES:

- ITE 62368-1 & Medical 60601-1 approvals (Class I)
- 3-prong IEC320-C14, Class I AC inlet
- Medical safety approved (2x MOPP between primary to secondary)
- Suitable for BF application with appropriate system consideration
- ITE/Medical up to 5000 meter altitude during operation
- < 0.5W No Load Input Power
- Touch current less than 100uAA
- Meet IEC60601-1-2 Ed4:2014
- 3 year warranty

Pending August 2022



MODEL/CHANNEL		Unit	DTMF400-12SX-F-W6	DTMF400-19SX-F-W6	DTMF400-24SX-F-W6
OUTPUT	Norminal Voltage	V	12	19	24
	Norminal Current	A	31.66A	21.05A	16.66A
	Ripple & Noise Max	mV	120mV	190mV	240mV
	Max. Output Power	Po	380	400	
MODEL/CHANNEL		Unit	DTMF400-28SX-F-W6	DTMF400-48SX-F-W6	
OUTPUT	Norminal Voltage	V	28		48
	Norminal Current	A	14.28A		8.33A
	Ripple & Noise Max	mV	300mV		
	Max. Output Power	Po	400		
OUTPUT	Touch Current	-	< 100uA @264VAC		
	Hold Up Time	-	> 10ms typical @full load, 115VAC		
	Output Regulation	%	±5		
	Output Power	W	400		
	Temperature Coefficient	°C	±0.05% per°C maximum.		
INPUT	Hold Up Time	ms	10mS Typ. @ 115VAC		
	Input Voltage Range	V	90-264VAC		
	Frequency	A	47-63Hz		
	Input Current (rms)	A	3A; 115 VAC/60Hz		
	Power factor	-	> 0.95 @115VAC; > 0.90 @230VAC @full load 4.2A @115VAC; 2.1A @230VAC max.		
	Efficiency	%	> 92% @80% Full load, 230VAC > 87.5% @Average efficiency, 115/230VAC		
	Earth leakage current	VAC	< 250uA @264VAC		
	Inrush current	VAC	< 45A peak @115VAC; < 80A peak @230VAC		

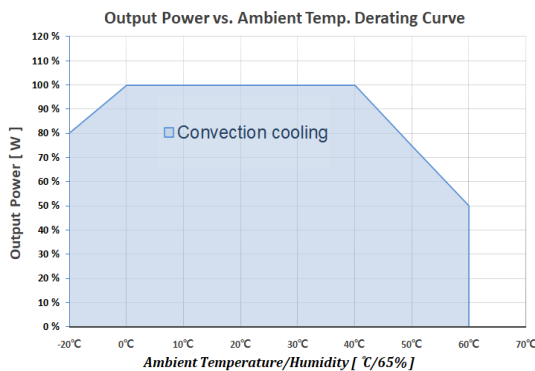
- Note: 1. Ripple and noise are measured at oscilloscope 20MHz bandwidth by a 47uF electrolytic capacitor and a 0.1uF ceramic capacitor in parallel at output connector.
2. (-1 to -20°C ambient temperature and EMS Immunity worse case O/P Regulation)
3. The switching frequency of this series is set within 56 to 85KHz at full load.
4. The ripple and noise of this series is tested under full load condition.
5. 480W peak 3s @115VAC , 520W peak 3s @ 230VAC. +/-10%



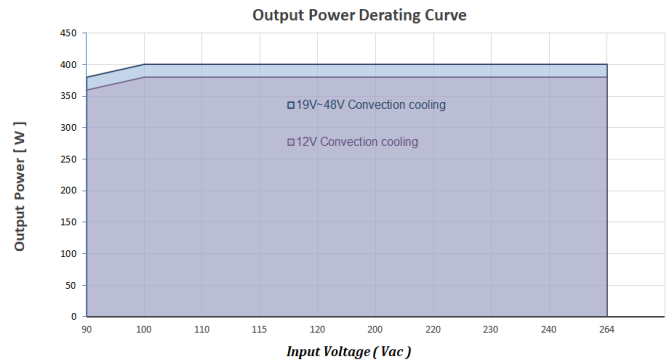


	MODEL/CHANNEL	Unit	
Protection	Overvoltage Protection	Vdc	Auto-recovery
	Short Circuit Protection	V	Auto-recovery
	Over Load Protection	%	Auto-recovery
	Over Temp Protection	°C	Latch off type. AC Recycle.
Environmental Agencies	Safety Standards	-	UL/cUL 60601-1 3.1 TUV EN60601-1 3.1 CB IEC60601-1 3.1 UL/c-UL UL62368-1 TUV EN62368-1 CB IEC62368-1
	EMC Standards	-	EN60601-1-2 IEC60601-1-2 Ed4:2014 EN 55011 Class B CE EN 55032 Class B EN 55035 Class B FCC Part 15 Class B FCC Part 18 Class B
Environment	Operating temp. & Humidity	-	0 to +60°C (Refer to "Derating Curve")/ 10% to 95%, Non-condensing.
	Temperature	-	-30°C to +60°C (Derate linearly 2.5% per °C from 41 to 60°C) (Derate linearly 1.0% per °C from -1 to -30°C)
	Storage temp. & Humidity	-	-20°C to +85°C; 0 to 95%, non condensing
	Burn-in Test	-	100% burn-in tested under 40 +/-5°C.
	MTBF demonstrated	H	> 230,000 hours @full load and 25°C ambient temperature based on Bellcore TR-332
Dimension	Size(LxWxH) / Weight	mm/g	L222xW112xH45mm (8.74"x4.4"x1.77")/1.63 kgs. (3.59 lbs.)

Derating Curve 300W



380W / 400W Convection cooling :
 Derate linearly 2.5% per°C from 41 to 60°C.
 Derate linearly 1% per°C from -1 to -20°C.

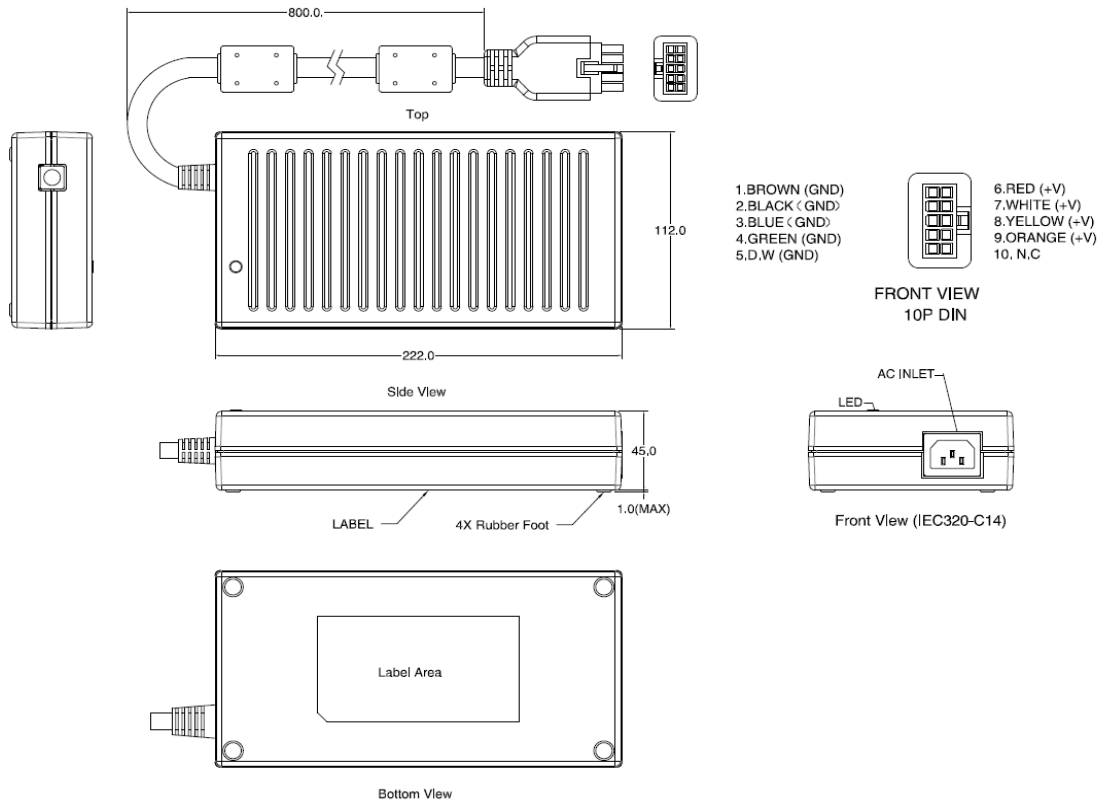


12V Convection cooling max output 380W
 19V~48V Convection cooling max output 400W
 Derate linearly 0.5% per Vac from 100 to 90Vac





Dimensional Drawings



Dimension : L222(8.74") x W112(4.4") x H45(1.77")mm
NOTE : TOLERANCE:±1.5mm(0.06")(LxWxH)

Standard Output Cable





MECHANICAL SPECIFICATION

