

### Series 1384X

Edge Connectors –  
1 Sided Boards/Vertical Mount

#### SPECIFICATIONS

**Rating:** 10A, 250V

**Center Spacing:** 0.375" or 3/8" (9.52mm)

**Wire Range:** #14-22 AWG Cu; entry to PC board at 90° angle.

**Number of Poles:** 4- to 16-poles

**PC Board:** Edge contact accepts standard 1/16" (0.0625) PCB.

**Contacts:** Cantilever design 0.02" thick phosphorus bronze with mating surface tin-plated (0.0002) over copper (0.00005).


**Terminals:** Pressure plate terminals.

**Material:** Black, UL Rated 94V0 Thermoplastic (125°C)

**Operating Temperature:** -55°C to 105°C (212°F)

**Agency Information:** File E62622; CSA File 47235

13848-08G02B



13847-08T02B

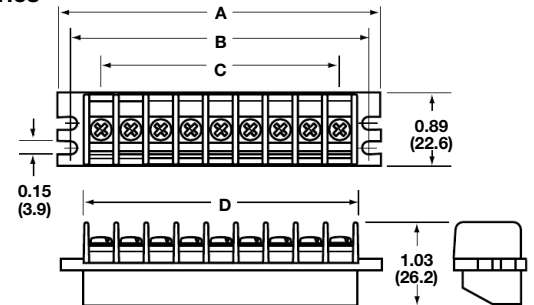


Poles	A	B	C	D
04	2.25	1.87	1.12	1.53
05	2.62	2.25	1.50	1.90
06	3.00	2.62	1.87	2.28
08	3.75	3.37	2.62	3.03
10	4.50	4.12	3.37	3.78
12	5.25	4.87	4.12	4.53
14	6.00	5.62	4.87	5.28
16	6.75	6.37	5.62	6.03
18	7.50	7.12	6.37	6.40

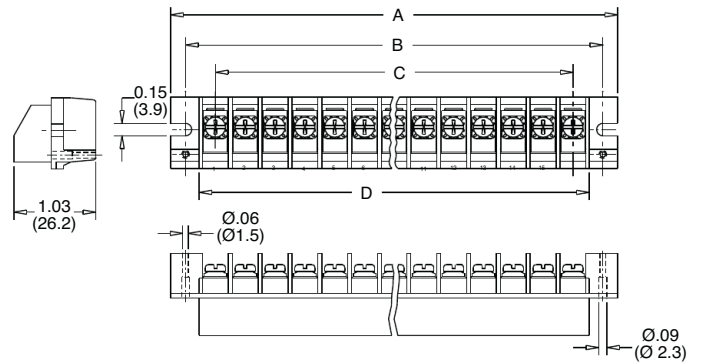
\* Dimensions in inches. To convert to millimeters, multiply by 25.4.  
Optional polarizing key (Part No. C5971) consult with factory.

#### Dimensions - in (mm)

##### 13847 Series



##### 13848 Series



### Part Numbering System

Series	Block Style	Poles	Terminal Plating	Screw Style	Block Color	Special Options
<b>1384</b>	<input type="checkbox"/> — <input type="checkbox"/>	<input type="checkbox"/> <input type="checkbox"/>	<input type="checkbox"/>	<b>02</b>	<b>B</b> — <input type="checkbox"/>	<input type="checkbox"/>
	7 - Flat mtg. ears w/ 2 slots 8 - Mtg. ears w/2 standoffs with hole for mounting strip	<b>04 to 18</b>	<b>T</b> - Tin over copper	<b>02</b> - #6-32 pan head. w/ SEMS wire clamp	<b>B</b> - Black	<b>M</b> - Marking strip

\* Consult Factory

Terminal Blocks:  
Single Row

EuroMag Series

Edge Connectors,  
One-Sided Boards

Compliance  
References