

## Description

The ZMY20M is an extremely sensitive magnetic sensor employing the magneto-resistive effect of thin film permalloy. It allows the measurement of magnetic fields or the detection of magnetic parts. The highly sensitive and small size magnetoresistive sensors consist of chip covered with thin film permalloy stripes. These stripes form a Wheatstone bridge, whose output voltage is proportional to the magnetic field component  $H_y$ . The required perpendicular field  $H_x$  which is necessary to stabilize sensor operation, is created by an internal permanent magnet.

## Features

- Package: SOT223
- Supply voltage 12V
- Internal magnet for creation of auxiliary field  $H_x$
- Available on 12mm tape
- **For automotive applications requiring specific change control (i.e. parts qualified to AEC-Q100/101/200, PPAP capable, and manufactured in IATF 16949 certified facilities), please [contact us](https://www.diodes.com/quality/product-definitions/) or your local Diodes representative.**

## Applications

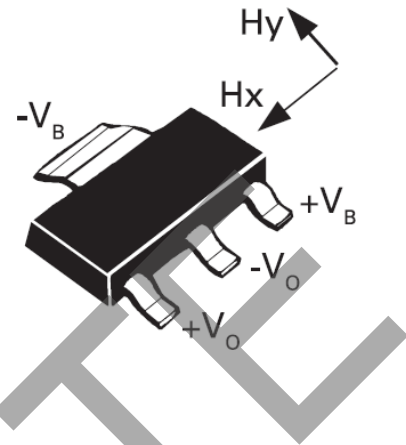
- Linear position measurement
- Angular position measurement
- Navigation (electronic compass)
- Revolution measurement

## Ordering Information

DEVICE	REEL SIZE	TAPE WIDTH	QUANTITY PER REEL
ZMY20MTA	7"	12mm	1,000
ZMY20MTC	13"	12mm	4,000

## Marking Information

- ZMY20M



### Absolute Maximum Ratings

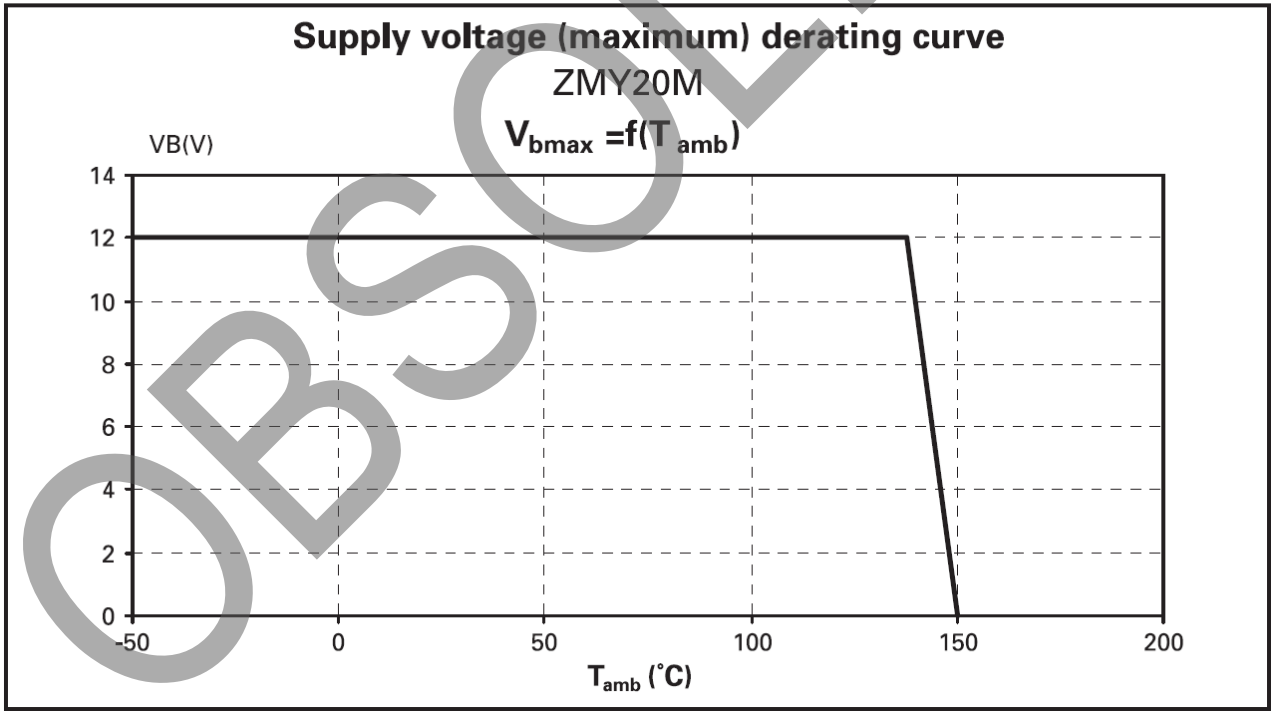
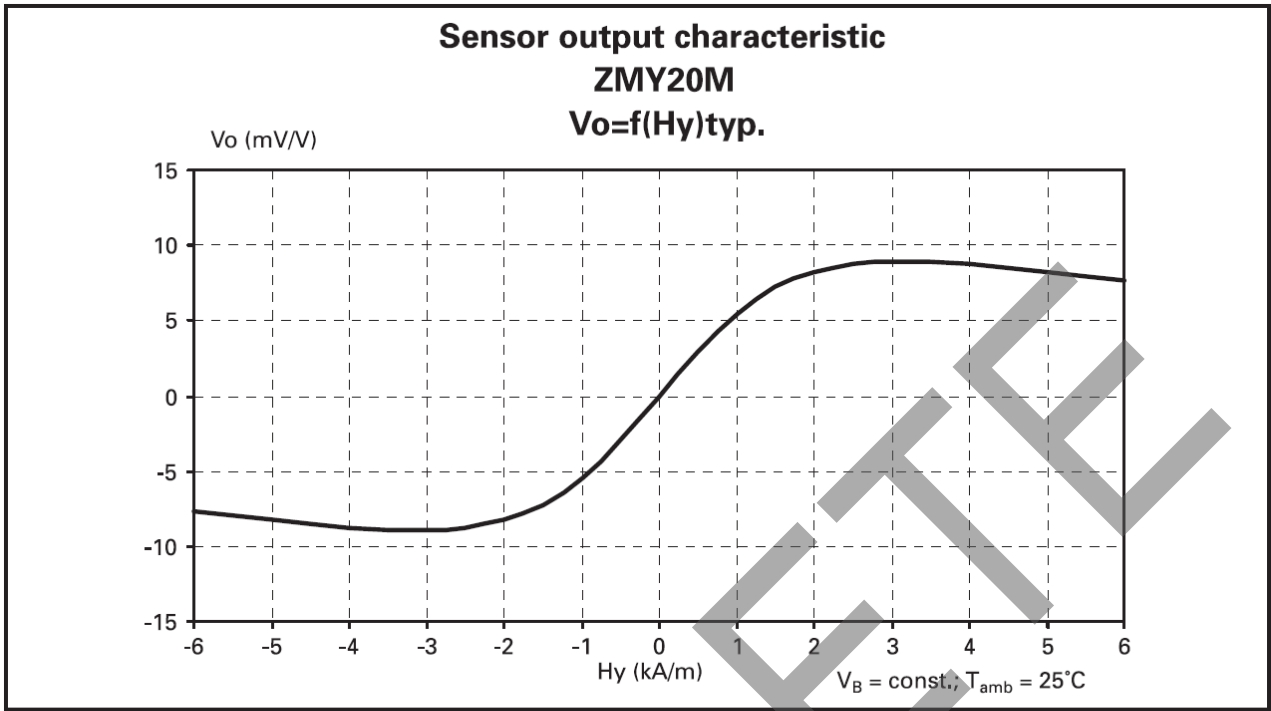
PARAMETER	SYMBOL	LIMIT	UNIT
Supply voltage	$V_B$	12	V
Total power dissipation	$P_{TOT}$	120	mW
Operating temperature range	$T_{amb}$	-25 to +125	°C
Storage temperature range	$T_{stg}$	-25 to +125	°C

### Electrical Characteristics (@ $T_A = +25^\circ\text{C}$ , unless otherwise stated.)

PARAMETER	SYMBOL	MIN.	TYP.	MAX.	UNIT	CONDITIONS
Bridge resistance	$R_{br}$	1.2	1.7	2.2	k $\Omega$	
Output voltage range	$V_O/V_B$	12	18	24	mV/V	
Auxiliary field	$H_x$	-	2	-	kA/m	
Disturbing field	$H_d$	-	-	30	kA/m	
Open circuit sensitivity	$S$	3.0	5.5	7.0	(mV/V)/(kA/m)	No disturbing field $H_d$ allowed $V_B = \text{const.}$
Hysteresis of output voltage	$V_{OH}/V_B$	-	-	50	$\mu\text{V/V}$	$H_y \leq 2\text{kA/m}$
Offset voltage	$V_{off}/V_B$	-1.5	-	+1.5	mV/V	
Operating frequency	$f_{max}$	0	-	1	MHz	
Temperature coefficient of offset voltages	$TCV_{off}$	-3	-	+3	( $\mu\text{V/V}$ )/K	$T_{amb} = -25 \text{ to } +125^\circ\text{C}$
Temperature coefficient of bridge resistance	$TCR_{br}$	0.25	0.3	0.35	%/K	$T_{amb} = -25 \text{ to } +125^\circ\text{C}$
Temperature coefficient of open circuit sensitivity $V_B = 5\text{V}$	$TCS_V$	-0.25	-0.3	-0.35	%/K	$T_{amb} = -25 \text{ to } +125^\circ\text{C}$
Temperature coefficient of open circuit sensitivity $I_B = 3\text{mA}$	$TCS_I$	-	0.05	-	%/K	$T_{amb} = -25 \text{ to } +125^\circ\text{C}$

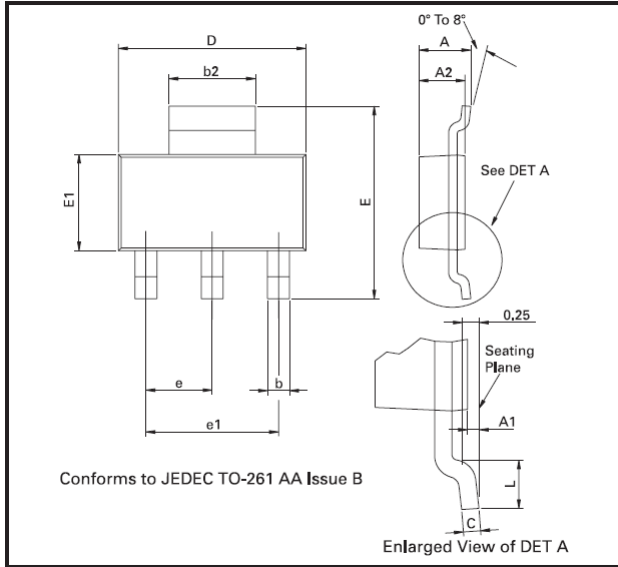
OBSOLETE - PART DISCONTINUED

OBSOLETE - PART DISCONTINUED



**Package Outline Dimensions**

Please see <http://www.diodes.com/package-outlines.html> for the latest version.



Controlling dimensions are in millimeters. Approximate conversions are given in inches

DIM	Millimeters		Inches		DIM	Millimeters		Inches	
	Min	Max	Min	Max		Min	Max	Min	Max
A	-	1.80	-	0.071	e	2.30 BSC		0.0905 BSC	
A1	0.02	0.10	0.0008	0.004	e1	4.60 BSC		0.181 BSC	
b	0.66	0.84	0.026	0.033	E	6.70	7.30	0.264	0.287
b2	2.90	3.10	0.114	0.122	E1	3.30	3.70	0.130	0.146
C	0.23	0.33	0.009	0.013	L	0.90	-	0.355	-
D	6.30	6.70	0.248	0.264	-	-	-	-	-

OBSOLETE - PART DISCONTINUED

OBSOLETE

**IMPORTANT NOTICE**

DIODES INCORPORATED MAKES NO WARRANTY OF ANY KIND, EXPRESS OR IMPLIED, WITH REGARDS TO THIS DOCUMENT, INCLUDING, BUT NOT LIMITED TO, THE IMPLIED WARRANTIES OF MERCHANTABILITY AND FITNESS FOR A PARTICULAR PURPOSE (AND THEIR EQUIVALENTS UNDER THE LAWS OF ANY JURISDICTION).

Diodes Incorporated and its subsidiaries reserve the right to make modifications, enhancements, improvements, corrections or other changes without further notice to this document and any product described herein. Diodes Incorporated does not assume any liability arising out of the application or use of this document or any product described herein; neither does Diodes Incorporated convey any license under its patent or trademark rights, nor the rights of others. Any Customer or user of this document or products described herein in such applications shall assume all risks of such use and will agree to hold Diodes Incorporated and all the companies whose products are represented on Diodes Incorporated website, harmless against all damages.

Diodes Incorporated does not warrant or accept any liability whatsoever in respect of any products purchased through unauthorized sales channel. Should Customers purchase or use Diodes Incorporated products for any unintended or unauthorized application, Customers shall indemnify and hold Diodes Incorporated and its representatives harmless against all claims, damages, expenses, and attorney fees arising out of, directly or indirectly, any claim of personal injury or death associated with such unintended or unauthorized application.

Products described herein may be covered by one or more United States, international or foreign patents pending. Product names and markings noted herein may also be covered by one or more United States, international or foreign trademarks.

This document is written in English but may be translated into multiple languages for reference. Only the English version of this document is the final and determinative format released by Diodes Incorporated.

**LIFE SUPPORT**

Diodes Incorporated products are specifically not authorized for use as critical components in life support devices or systems without the express written approval of the Chief Executive Officer of Diodes Incorporated. As used herein:

A. Life support devices or systems are devices or systems which:

1. are intended to implant into the body, or
2. support or sustain life and whose failure to perform when properly used in accordance with instructions for use provided in the labeling can be reasonably expected to result in significant injury to the user.

B. A critical component is any component in a life support device or system whose failure to perform can be reasonably expected to cause the failure of the life support device or to affect its safety or effectiveness.

Customers represent that they have all necessary expertise in the safety and regulatory ramifications of their life support devices or systems, and acknowledge and agree that they are solely responsible for all legal, regulatory and safety-related requirements concerning their products and any use of Diodes Incorporated products in such safety-critical, life support devices or systems, notwithstanding any devices- or systems-related information or support that may be provided by Diodes Incorporated. Further, Customers must fully indemnify Diodes Incorporated and its representatives against any damages arising out of the use of Diodes Incorporated products in such safety-critical, life support devices or systems.

Copyright © 2019, Diodes Incorporated

[www.diodes.com](http://www.diodes.com)