

Conductive Sensors 2-point level controller Type CL with potentiometer

CARLO GAVAZZI



- Conductive level controller
- Sensitivity adjustment from 250 Ω to 500 KΩ
- For filling or emptying applications
- Low-voltage AC electrodes
- Easy installation on DIN rails or with 11 pin circular plug
- Rated operational voltage:
24 VAC/DC, 115 VAC or 230 VAC
- Output 2 x 8A/250 VAC DPDT relay
- LED indication for: Output ON and Power ON



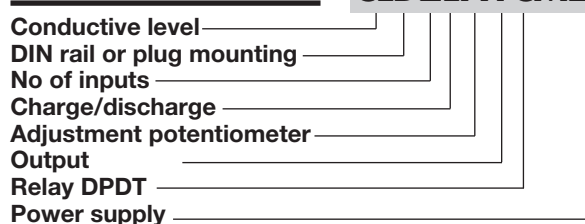
Product Description

μ-Processor based level controller for liquids with a wide sensitivity range (like sewage water, chemicals, salt water etc.).

Max./min. control of charging/discharging. The sensitivity is adjustable by means of the potentiometer and the rotary switch.
2 x 8A DPDT relay output.

Ordering Key

CLD2EA1CM24



Type Selection

Mounting	Relay	Ordering no. Supply: 24 VAC/DC	Ordering no. Supply: 115 VAC	Ordering no. Supply: 230 VAC
DIN-rail 11-p circular plug	DPDT	CLD2EA1CM24 CLP2EA1CM24	CLD2EA1C115 CLP2EA1C115	CLD2EA1C230 CLP2EA1C230

Specifications

Rated operational voltage (U_B) Pin 2 & 10	230 115	195 to 265 VAC, 45 to 65 Hz 98 to 132 VAC, 45 to 65 Hz	Ranges H (High sensitivity)	50 KΩ to 500 KΩ, C _F * = 1.0 nF
Supply class 2	24	19.2 to 28.8 VAC/DC	Dielectric voltage	>2.0 KVAC (rms) (contacts / electronics)
Rated insulation voltage		<2.0 kVAC (rms)	Rated impulse withstand volt.	4 kV (1.2/50 μs) (contacts / electronics) (IEC 664)
Rated impulse withstand voltage		4 kV (1.2/50 μs) (line/neutral)	Operating frequency (f) Relay output	0.5 HZ
Rated operational power AC supply		5 VA	Response time OFF-ON (t _{on})	1 s
AC/DC supply		5 VA / 5 W	ON-OFF (t _{off})	1 s
Delay on operate (t_v)		< 300 mS	Environment Overvoltage category	III (IEC 60664)
Outputs Rated insulation voltage		250 VAC (rms) (cont./elec.)	Degree of protection	IP 20 (IEC 60529, 60947-1)
Relay Rating (AgCdO) Resistive loads	AC1 DC1	μ (micro gap) 8 A / 250 VAC (2500 VA) 1 A / 250 VDC (250 W) or 10 A / 25 VDC (250 W)	Pollution degree	2 (IEC 60664/60664A, 60947-1)
Small induc. Loads	AC15 DC13	0,4 A / 250 VAC 0,4 A / 30 VDC	Temperature Operating	-20° to +50°C (-4° to + 122°F)
Mechanical life (typical)		≥ 30 x 10 ⁶ operations @ 18'000 imp/h	Storage	-50° to +85°C (-58° to +185°F)
Electrical life (typical)	AC1	> 250'000 operations	Housing material	CLP NORYL PPO, light grey CLD ABS VO, light grey
Level probe supply		Max. 5 VAC	Screw type	M3
Level probe current		Max. 2 mA	Tightening torque min/max	0.4Nm/0.8Nm
Sensitivity		250Ω to 500KΩ Factory settings standard range "S" 100KΩ	Weight AC supply	200 g
Ranges L (Low sensitivity)		250 Ω to 5 KΩ, C _F * = 4.7 nF	AC/DC supply	125 g
Ranges S (Standard sensitivity)		5 KΩ to 100 KΩ, C _F * = 2.2 nF	UL Approvals	cURus UL508, UL325, CSA-C22.2 No.247
			CE marking	Yes

*C_F = maximum Cable Capacitance

Mode of Operation

Connection cable

2, 3, or 4 conductor PVC cable, normally screened. Cable length: max. 100 m. The resistance between the cores and the ground must be at least 500k. Normally, it is recommended to use a screened cable between probe and controller, e.g. where the cable is placed in parallel to the load cables (mains). The screen has to be connected to Y3 (reference).

electrodes are in contact with the liquid. The reference (Ref) must be connected to the container or if the container consists

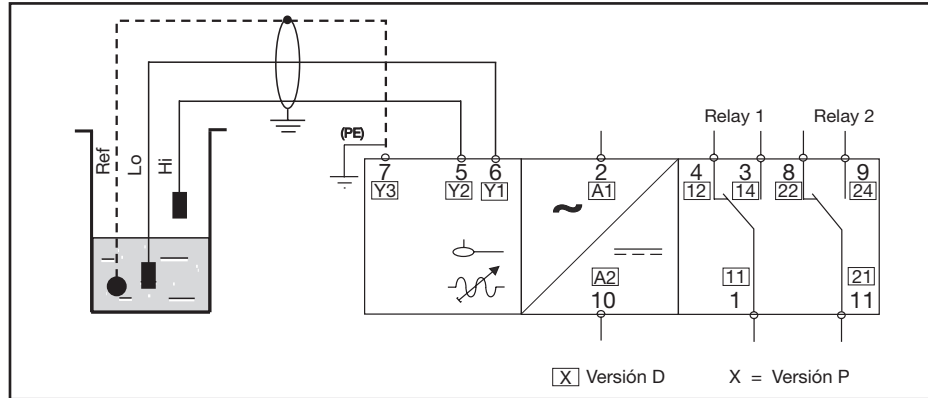
of a non-conductive material, to an additional electrode. (To be connected to pin Y3). (In the diagram this electrode is shown by the dotted line).

NB!

If only one level detection is required - interconnect the two inputs Y1 and Y2.

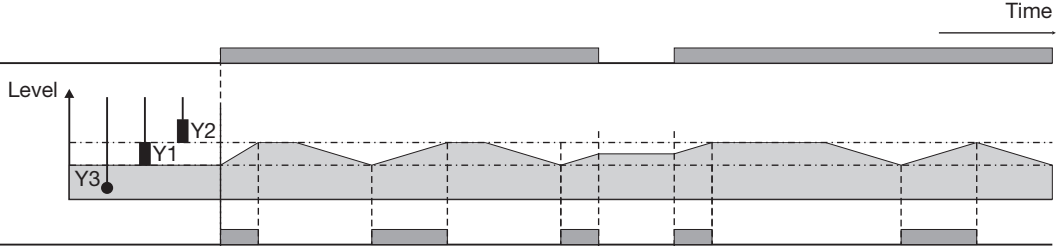
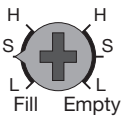
Example 1

The diagram shows the level control connected as max. and min. control. The relays react to the low alternating current created when the



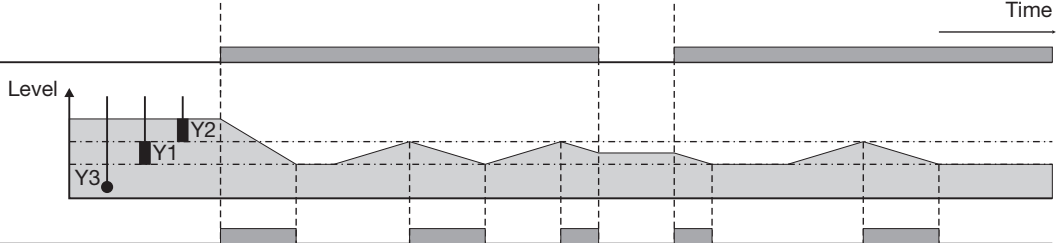
Filling

Power supply ON



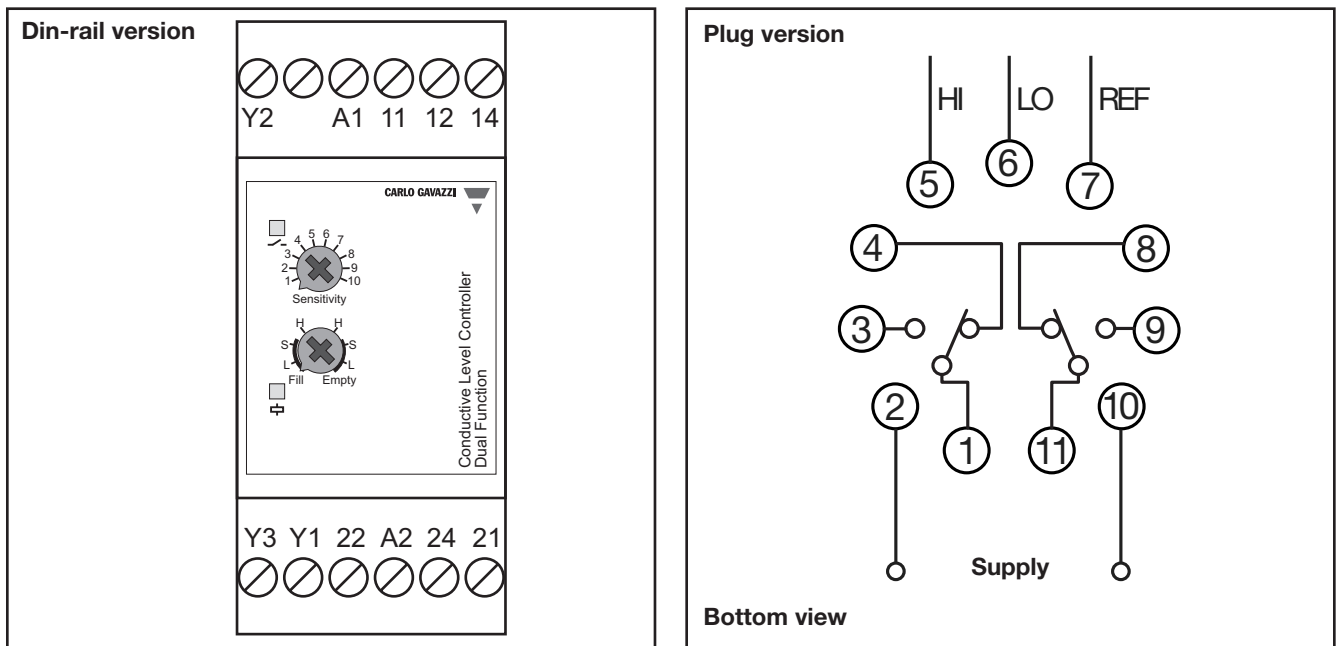
Emptying

Power supply ON

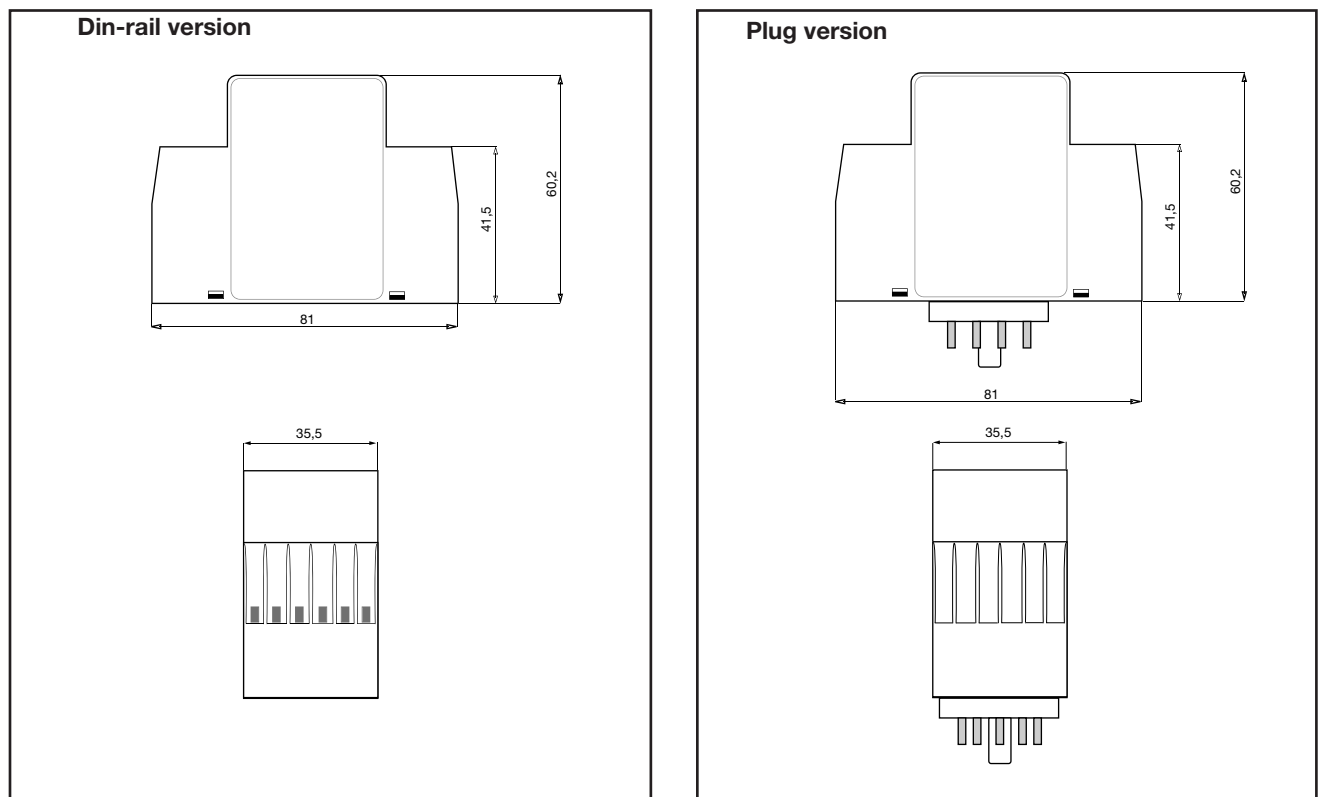


[D-version] (P-version)

Wiring Diagram



Dimension Drawings



Accessories

- 11 pole circular socket ZPD11
- Retaining spring HF

Delivery Contents

- Amplifier
- Packaging: Carton box
- Manual