


EHA-PA1AN1-R04

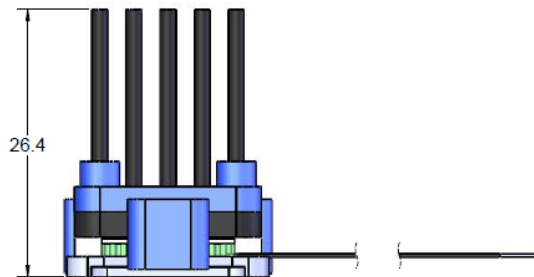
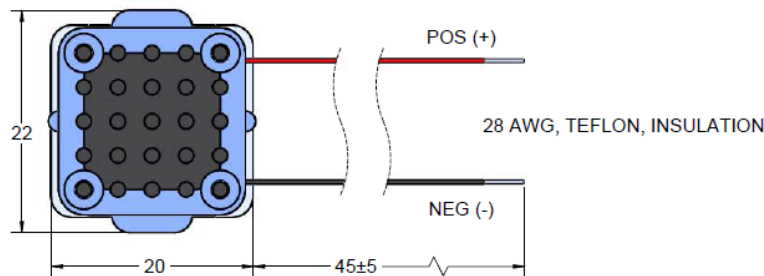
Mini-Harvester Thermal Energy Generator
Solid to Air



TYPICAL PERFORMANCE VALUES

AC Resistance @27°C (Ω):	3.86
Max Hot Side Temp (C):	85°C
Thermal $R_{Base - Amb}$ @ 0mph (C/W)	33
Thermal $R_{Base - Amb}$ @ 3mph (C/W)	23.5
Typical Load (Ω)	(4.0-16)
Optimal Load (Ω)	6.2 Ω

MECHANICAL CHARACTERISTICS

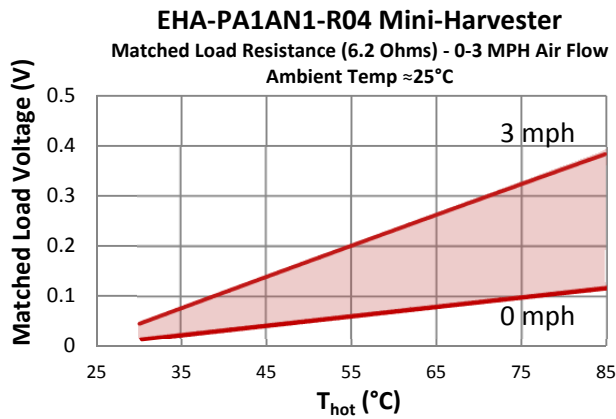
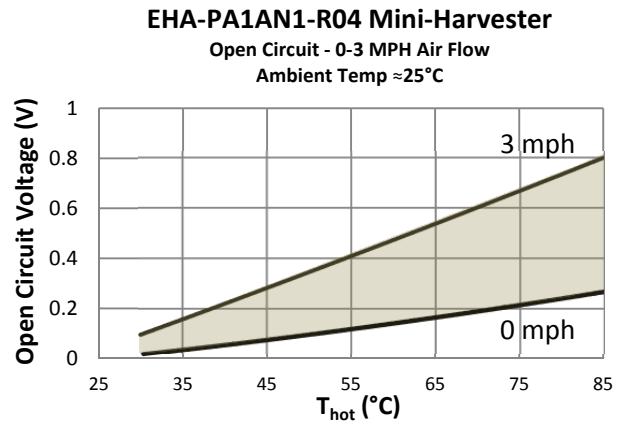
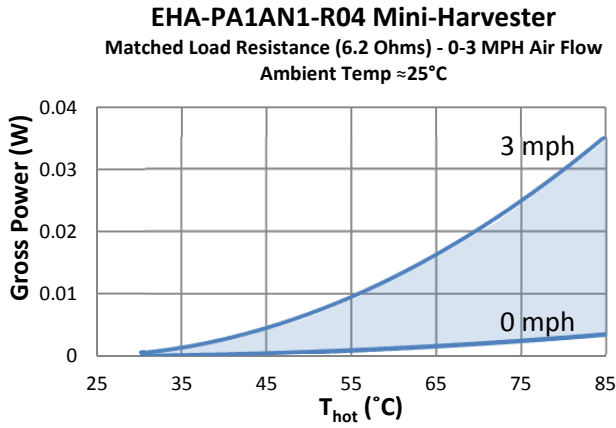


ORDERING OPTIONS

Model Number	Description
EHA-PA1AN1-R04	Mini-Harvester Energy Generator Assembly Solid to Air

PRODUCT FEATURES

- Low cost, small package thermal energy harvester.
- Alternative for replaceable primary cell batteries.
- Compatible with vertical and horizontal surfaces.
- Compatible with commercially available power management electronics.
- Non-invasive installation.
- Anodized for corrosion protection.
- Maximum hot side temperature of 85°C.



Air Flow (MPH)	0	3	0	3
Hot Side Temperature (°C)	85	85	55	55
Cold Side Temperature (°C)	25	25	25	25
Gross Power (W)	0.005	0.035	0.001	0.01
Open Circuit Voltage (V)	0.27	0.8	0.11	0.4
Matched Load Voltage (V)	0.11	0.39	0.06	0.2

Power Output

Power from the harvester is generated by converting heat energy into electrical energy. The amount of electrical power produced is a function of the temperature differential between source and ambient, as indicated by the performance curves. Voltage boost and power conditioning electronics and reference designs are commercially available from many semiconductor manufacturers. These include the Texas Instruments BQ25504, EM Microelectronic EM8900, and Linear Technologies LTC3107, LTC3108, LTC3109.

Installation

Recommended mounting methods: Remove insulation and any remaining debris from the surface to allow effective thermal contact. Assembly should be adhered to surface with a thermally conductive adhesive or epoxy suited for the application environment. Bond line should be minimized to reduce thermal interface resistance.

Operation Cautions

For maximum reliability, ambient temperatures are limited between -40°C to 60°C during continuous operation. Maximum hot side temperatures are restricted to 85°C.

CONTACT US:

For customer support or general questions please contact a local office below or visit our website at www.marlow.com.

Marlow Industries, Inc.
10451 Vista Park Road
Dallas Texas 75238-1645
214-340-4900 (tel)
214-341-5212 (fax)
877-627-5691 (tech support)
www.marlow.com

Marlow Industries Europe GmbH
Brunnenweg 19-21
64331 Weiterstadt
Germany
Tel.: +49 (0) 6150 5439 - 403
Fax: +49 (0) 6150 5439 - 400
info@marlow-europe.eu

II-VI Japan Inc.
WBG Marive East 17F
2-6 Nakase, Mihama-ku
Chiba-Shi, Chiba 261-7117
Japan
81 43 297 2693 (tel)
81 43 297 3003 (fax)
center@ii-vi.co.jp
www.ii-vi.co.jp

II-VI Singapore Pte., Ltd.
Blk. 5012, Techplace II
#04-07 & 05-07/12, Ang Mo Kio Ave. 5
Singapore 569876
(65) 6481 8215 (tel)
(65) 6481 8702 (fax)
info@ii-vi.com.sg
www.ii-vi.com.sg

Marlow Industries China, II-VI
Technologies Beijing
A subsidiary of II-VI Incorporated
Rm 202, 1# Lize 2nd Middle Road
Wangjing, Chaoyang District
Beijing 100102 China
010-64398226 ext 105 (tel)
010-64399315 (fax)
info@iivibi.com