

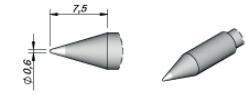
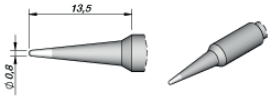
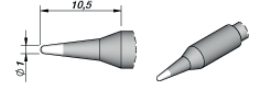
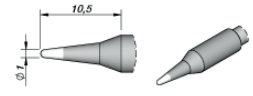
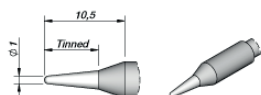
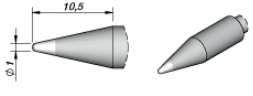
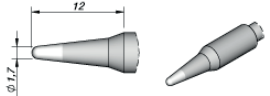


C245 Cartridges range
for **T245** Handles

Ref.	Cartridge & Tip description	Image	Suggested components	Tip dimensions	Connectables
C245-030	Cartridge Conical Ø0,3		Package 0201, 0402 Fine pitch 0,65mm QFP, IC, ..	Ø0,3mm	Control Units: CD, DI, DDE, DME Tools: T245 range
C245-032	Cartridge Conical Ø0,4		Package 0201, 0402 Fine pitch 0,65mm QFP, IC, ..	Ø0,4mm	Control Units: CD, DI, DDE, DME Tools: T245 range
C245-036	Cartridge Conical Ø0,5 S1		Package 0603 QFP, IC, ..	Ø0,5mm	Control Units: CD, DI, DDE, DME Tools: T245 range
C245-930	Cartridge Conical Ø0,5 S2		Package 0603 QFP, IC, ..	Ø0,5mm	Control Units: CD, DI, DDE, DME Tools: T245 range
C245-001	Cartridge Conical Ø0,6		General use	Ø0,6mm	Control Units: CD, DI, DDE, DME Tools: T245 range
C245-201	Cartridge Conical Ø0,6 L		Package 0603 QFP, IC, ..	Ø0,6mm	Control Units: CD, DI, DDE, DME Tools: T245 range


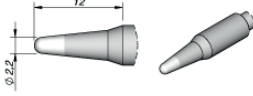
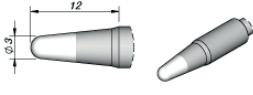

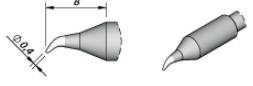
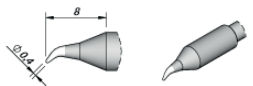
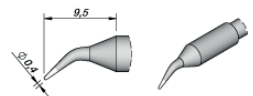
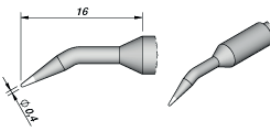
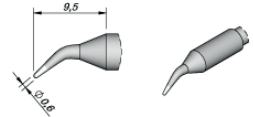


C245 Cartridges for **T245** Handles


Ref.	Cartridge & Tip description	Image	Suggested components	Tip dimensions	Connectables
C245-937	Cartridge Conical Ø0,6 HT		Package 0603 QFP, IC, ..	Ø0,6mm	Control Units: CD, DI, DDE, DME Tools: T245 range
C245-957	Cartridge Conical Ø0,8		Through hole	Ø0,8mm	Control Units: CD, DI, DDE, DME Tools: T245 range
C245-903	Cartridge Conical Ø1,0 S1		General use	Ø1mm	Control Units: CD, DI, DDE, DME Tools: T245 range
C245-803	Cartridge Conical Ø1,0 L		General use	Ø1mm	Control Units: CD, DI, DDE, DME Tools: T245 range
C245-041	Cartridge Conical Ø1,0 S2		General use Tip with an extra tinned surface	Ø1mm	Control Units: CD, DI, DDE, DME Tools: T245 range
C245-403	Cartridge Conical Ø1,0 HT		General use	Ø1mm	Control Units: CD, DI, DDE, DME Tools: T245 range
C245-943	Cartridge Conical Ø1,7		General use	Ø1,7mm	Control Units: CD, DI, DDE, DME Tools: T245 range



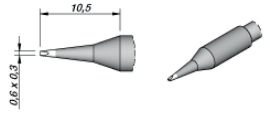
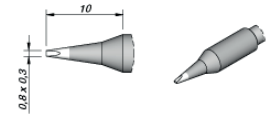
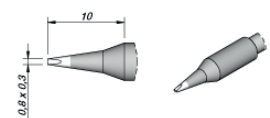
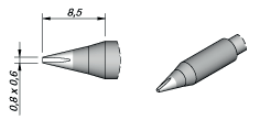
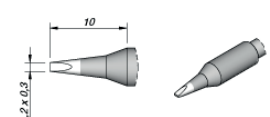
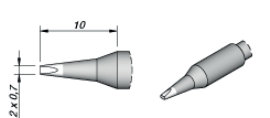
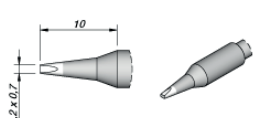
C245 Cartridges for **T245** Handles

	Ref.	Cartridge & Tip description	Image	Suggested components	Tip dimensions	Connectables
	C245-933	Cartridge Conical Ø2,2		General use	Ø2,2mm	Control Units: CD, DI, DDE, DME Tools: T245 range
	C245-107	Cartridge Conical Ø3,0 HT		General use	Ø3mm	Control Units: CD, DI, DDE, DME Tools: T245 range
	C245-034	Cartridge Bent Ø0,4 S1		Package 0201, 0402 Fine pitch 0,65mm QFP, IC, ..	Ø0,4mm	Control Units: CD, DI, DDE, DME Tools: T245 range
	C245-234	Cartridge Bent Ø0,4 S1 L		Package 0201, 0402 Fine pitch 0,65mm QFP, IC, ..	Ø0,4mm	Control Units: CD, DI, DDE, DME Tools: T245 range
	C245-029	Cartridge Bent Ø0,4 S2		Package 0201, 0402 Fine pitch 0,65mm QFP, IC, ..	Ø0,4mm	Control Units: CD, DI, DDE, DME Tools: T245 range
	C245-126	Cartridge Bent Ø0,4 S3		Package 0201, 0402 Fine pitch 0,65mm QFP, IC, ..	Ø0,4mm	Control Units: CD, DI, DDE, DME Tools: T245 range
	C245-929	Cartridge Bent Ø0,6		Package 0603 QFP, IC, ..	Ø0,6mm	Control Units: CD, DI, DDE, DME Tools: T245 range

C245 Cartridges for **T245** Handles


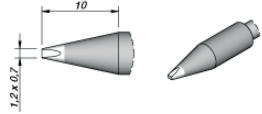
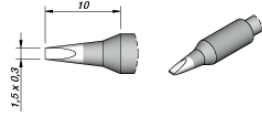
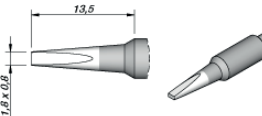
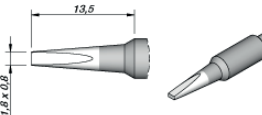
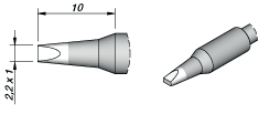
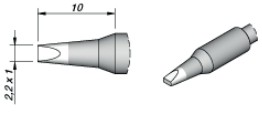
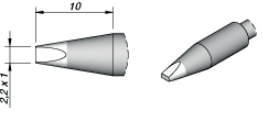
	Ref.	Cartridge & Tip description	Image	Suggested components	Tip dimensions	Connectables
	C245-935	Cartridge Bent Ø0,8		Through hole	Ø0,8mm	Control Units: CD, DI, DDE, DME Tools: T245 range
	C245-904	Cartridge Bent Ø1,0		General use	Ø1mm	Control Units: CD, DI, DDE, DME Tools: T245 range
	C245-804	Cartridge Bent Ø1,0 L		General use	Ø1mm	Control Units: CD, DI, DDE, DME Tools: T245 range
	C245-259	Cartridge Bent Ø1,5		General use	Ø1,5mm	Control Units: CD, DI, DDE, DME Tools: T245 range
	C245-260	Cartridge Bent Ø2 HT		General use	Ø2mm	Control Units: CD, DI, DDE, DME Tools: T245 range
	C245-627	Cartridge Bent Ø3		General use	Ø3mm	Control Units: CD, DI, DDE, DME Tools: T245 range
	C245-628	Cartridge Bent Ø4 HT		General use	Ø4mm	Control Units: CD, DI, DDE, DME Tools: T245 range

C245 Cartridges for **T245** Handles

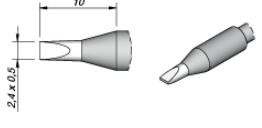
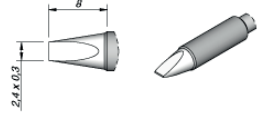
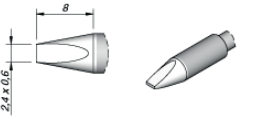
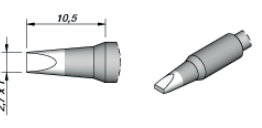
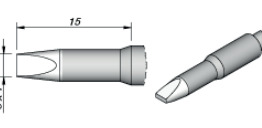
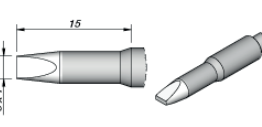
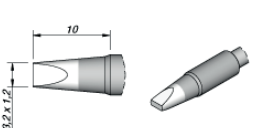
Ref.	Cartridge & Tip description	Image	Suggested components	Tip dimensions	Connectables
C245-731	Cartridge Chisel 0,6X0,3		Package 0603	0,6x0,3mm	Control Units: CD, DI, DDE, DME Tools: T245 range
C245-773	Cartridge Chisel 0,8x0,3		Package 0805 Through hole	0,8x0,3mm	Control Units: CD, DI, DDE, DME Tools: T245 range
C245-673	Cartridge Chisel 0,8x0,3 L		Package 0805 Through hole	0,8x0,3	Control Units: CD, DI, DDE, DME Tools: T245 range
C245-742	Cartridge Chisel 0,8x0,6 HT		Package 0805 Through hole	0,8x0,6mm	Control Units: CD, DI, DDE, DME Tools: T245 range
C245-774	Cartridge Chisel 1,2x0,3		General use	1,2x0,3mm	Control Units: CD, DI, DDE, DME Tools: T245 range
C245-906	Cartridge Chisel 1,2x0,7		General use	1,2x0,7mm	Control Units: CD, DI, DDE, DME Tools: T245 range
C245-806	Cartridge Chisel 1,2x0,7 L		General use	1,2x0,7mm	Control Units: CD, DI, DDE, DME Tools: T245 range



C245 Cartridges for **T245** Handles

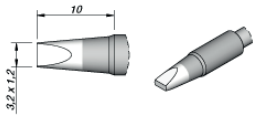
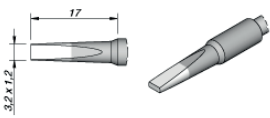
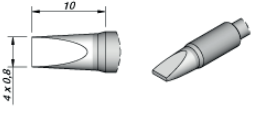
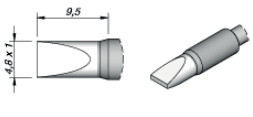
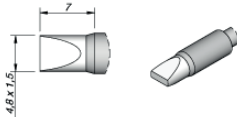
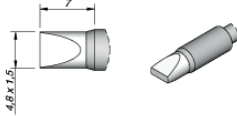
	Ref.	Cartridge & Tip description	Image	Suggested components	Tip dimensions	Connectables
	C245-406	Cartridge Chisel 1,2x0,7 HT		General use	1,2x0,7mm	Control Units: CD, DI, DDE, DME Tools: T245 range
	C245-768	Cartridge Chisel 1,5x0,3		General use	1,5x0,3mm	Control Units: CD, DI, DDE, DME Tools: T245 range
	C245-944	Cartridge Chisel 1,8x0,8		General use	1,8x0,8mm	Control Units: CD, DI, DDE, DME Tools: T245 range
	C245-844	Cartridge Chisel 1,8x0,8 L		General use	1,8x0,8mm	Control Units: CD, DI, DDE, DME Tools: T245 range
	C245-907	Cartridge Chisel 2,2x1		General use	2,2x1mm	Control Units: CD, DI, DDE, DME Tools: T245 range
	C245-807	Cartridge Chisel 2,2x1 L		General use	2,2x1mm	Control Units: CD, DI, DDE, DME Tools: T245 range
	C245-407	Cartridge Chisel 2,2x1 HT		General use	2,2x1mm	Control Units: CD, DI, DDE, DME Tools: T245 range

C245 Cartridges for **T245** Handles

Ref.	Cartridge & Tip description	Image	Suggested components	Tip dimensions	Connectables
C245-759	Cartridge Chisel 2,4x0,5 HT		General use	2,4x0,5mm	Control Units: CD, DI, DDE, DME Tools: T245 range
C245-770	Cartridge Chisel 2,4x0,3		General use	2,4x0,3mm	Control Units: CD, DI, DDE, DME Tools: T245 range
C245-741	Cartridge Chisel 2,4x0,6 HT		General use	2,4x0,6mm	Control Units: CD, DI, DDE, DME Tools: T245 range
C245-729	Cartridge Chisel 2,7x1		General use	2,7x1mm	Control Units: CD, DI, DDE, DME Tools: T245 range
C245-061	Cartridge Chisel 3x1		General use	3x1mm	Control Units: CD, DI, DDE, DME Tools: T245 range
C245-261	Cartridge Chisel 3x1 L		General use	3x1mm	Control Units: CD, DI, DDE, DME Tools: T245 range
C245-911	Cartridge Chisel 3,2x1,2		General use	3,2x1,2mm	Control Units: CD, DI, DDE, DME Tools: T245 range


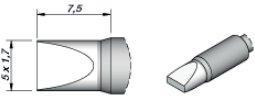
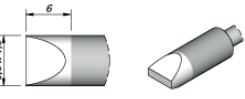
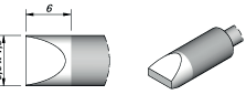

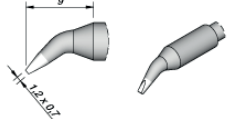
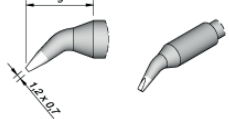
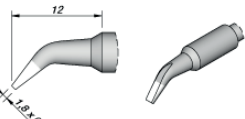
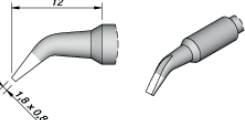


C245 Cartridges for **T245** Handles

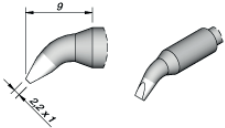
Ref.	Cartridge & Tip description	Image	Suggested components	Tip dimensions	Connectables
C245-811	Cartridge Chisel 3,2x1,2 L		General use	3,2x1,2mm	Control Units: CD, DI, DDE, DME Tools: T245 range
C245-775	Cartridge Chisel 3,2x1,2 S1		General use	3,2x1,2mm	Control Units: CD, DI, DDE, DME Tools: T245 range
C245-755	Cartridge Chisel 4x0,8 HT		General use	4x0,8mm	Control Units: CD, DI, DDE, DME Tools: T245 range
C245-756	Cartridge Chisel 4,8x1 HT		General use	4,8x1,0mm	Control Units: CD, DI, DDE, DME Tools: T245 range
C245-908	Cartridge Chisel 4,8x1,5 HT S1		General use	4,8x1,5mm	Control Units: CD, DI, DDE, DME Tools: T245 range
C245-808	Cartridge Chisel 4,8x1,5 HT L		General use	4,8x1,5mm	Control Units: CD, DI, DDE, DME Tools: T245 range
C245-708	Cartridge Chisel 4,8x1,5 HT S2		General use	4,8x1,5mm	Control Units: CD, DI, DDE, DME Tools: T245 range



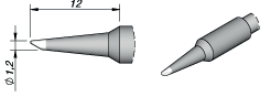
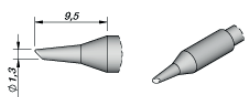
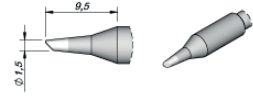
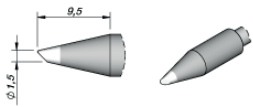
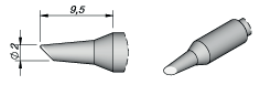
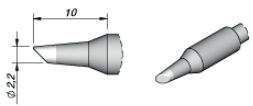
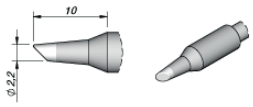
C245 Cartridges for **T245** Handles

	Ref.	Cartridge & Tip description	Image	Suggested components	Tip dimensions	Connectables
	C245-069	Cartridge Chisel 5x1,7 HT		General use	5x1,7mm	Control Units: CD, DI, DDE, DME Tools: T245 range
	C245-966	Cartridge Chisel 6,6x1,8 HT		General use	6,6x1,8mm	Control Units: CD, DI, DDE, DME Tools: T245 range
	C245-866	Cartridge Chisel 6,6x1,8 HT L		General use	6,6x1,8mm	Control Units: CD, DI, DDE, DME Tools: T245 range
	C245-962	Cartridge Bent 1,2x0,7		General use	1,2x0,7mm	Control Units: CD, DI, DDE, DME Tools: T245 range
	C245-862	Cartridge Bent 1,2x0,7 L		General use	1,2x0,7mm	Control Units: CD, DI, DDE, DME Tools: T245 range
	C245-963	Cartridge Bent 1,8x0,8		General use	1,8x0,8mm	Control Units: CD, DI, DDE, DME Tools: T245 range
	C245-863	Cartridge Bent 1,8x0,8 L		General use	1,8x0,8mm	Control Units: CD, DI, DDE, DME Tools: T245 range

C245 Cartridges for **T245** Handles

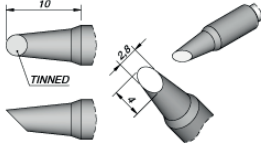


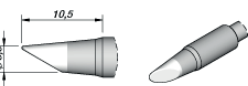
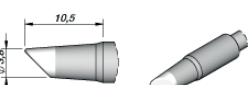
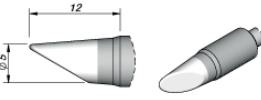
	Ref.	Cartridge & Tip description	Image	Suggested components	Tip dimensions	Connectables
	C245-946	Cartridge Bent 2,2x1,0		General use	2,2x1mm	Control Units: CD, DI, DDE, DME Tools: T245 range
	C245-846	Cartridge Bent 2,2x1,0 L		General use	2,2x1mm	Control Units: CD, DI, DDE, DME Tools: T245 range
	C245-732	Cartridge Bent 3,2x1,5		General use	3,2x1,5mm	Control Units: CD, DI, DDE, DME Tools: T245 range
	C245-761	Cartridge Bent 3,0x1,0		General use	3x1mm	Control Units: CD, DI, DDE, DME Tools: T245 range
	C245-748	Cartridge Bent Bevel Ø0,6 S1		Package 0603 Through hole	0,6mm	Control Units: CD, DI, DDE, DME Tools: T245 range
	C245-749	Cartridge Bent Bevel Ø0,6 S2		Package 0603 Through hole	0,6mm	Control Units: CD, DI, DDE, DME Tools: T245 range
	C245-747	Cartridge Bevel Ø0,6		Package 0603 Through hole	0,6mm	Control Units: CD, DI, DDE, DME Tools: T245 range

C245 Cartridges for **T245** Handles

Ref.	Cartridge & Tip description	Image	Suggested components	Tip dimensions	Connectables
C245-710	Cartridge Bevel Ø1,2		Drag soldering Through hole	1,2mm	Control Units: CD, DI, DDE, DME Tools: T245 range
C245-064	Cartridge Bevel Ø1,3		Drag soldering Through hole Hoof tip with reduced tinned surface, ideal for touch up	1,3mm	Control Units: CD, DI, DDE, DME Tools: T245 range
C245-905	Cartridge Bevel Ø1,5		Drag soldering Through hole	1,5mm	Control Units: CD, DI, DDE, DME Tools: T245 range
C245-405	Cartridge Bevel Ø1,5 HT		Drag soldering Through hole	1,5mm	Control Units: CD, DI, DDE, DME Tools: T245 range
C245-102	Cartridge Bevel Ø2		Drag soldering Through hole Hoof tip with reduced tinned surface, ideal for touch up	2mm	Control Units: CD, DI, DDE, DME Tools: T245 range
C245-945	Cartridge Bevel Ø2,2		Drag soldering Through hole	2,2mm	Control Units: CD, DI, DDE, DME Tools: T245 range
C245-845	Cartridge Bevel Ø2,2 L		Drag soldering Through hole	2,2mm	Control Units: CD, DI, DDE, DME Tools: T245 range



C245 Cartridges for **T245** Handles

Ref.	Cartridge & Tip description	Image	Suggested components	Tip dimensions	Connectables
C245-784	Cartridge Bevel Ø2,8		Drag soldering Through hole	2,8mm	Control Units: CD, DI, DDE, DME Tools: T245 range
C245-912	Cartridge Bevel Ø3		Drag soldering Through hole	3mm	Control Units: CD, DI, DDE, DME Tools: T245 range
C245-812	Cartridge Bevel Ø3 L		Drag soldering Through hole	3mm	Control Units: CD, DI, DDE, DME Tools: T245 range
C245-056	Cartridge Bevel Ø3,5 HT		Drag soldering Through hole	3,5mm	Control Units: CD, DI, DDE, DME Tools: T245 range
C245-256	Cartridge Bevel Ø3,5 HT L		Drag soldering Through hole	3,5mm	Control Units: CD, DI, DDE, DME Tools: T245 range
C245-951	Cartridge Bevel Ø3,8 HT		Drag soldering Through hole	3,8mm	Control Units: CD, DI, DDE, DME Tools: T245 range
C245-766	Cartridge Bevel Ø5		Wide area	5mm	Control Units: CD, DI, DDE, DME Tools: T245 range



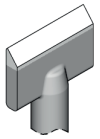
C245 Cartridges for **T245** Handles

	Ref.	Cartridge & Tip description	Image	Suggested components	Tip dimensions	Connectables
	C245-301	Cartridge Bevel Ø8,8		Wide area	8,8mm	Control Units: CD, DI, DDE, DME Tools: T245 range
	C245-965	Cartridge Spoon Ø1,9		Drag soldering	1,9mm	Control Units: CD, DI, DDE, DME Tools: T245 range
	C245-067	Cartridge Spoon Ø2,3		Drag soldering	Ø2,3mm	Control Units: CD, DI, DDE, DME Tools: T245 range
	C245-931	Cartridge Spoon Ø2,7		Drag soldering	2,7mm	Control Units: CD, DI, DDE, DME Tools: T245 range
	C245-938	Cartridge Spoon Ø3,8		Drag soldering	3,8mm	Control Units: CD, DI, DDE, DME Tools: T245 range
	C245-785	Cartridge Pin/ Connector Ø1,5		Through hole Cable sold/desol	Ø1,5xØ3mm	Control Units: CD, DI, DDE, DME Tools: T245 range
	C245-763	Cartridge Pin/ Connector Ø2,5		Through hole Cable sold/desol	Ø2,5xØ4mm	Control Units: CD, DI, DDE, DME Tools: T245 range


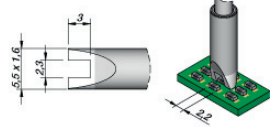
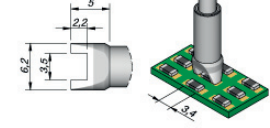
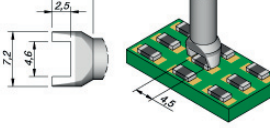
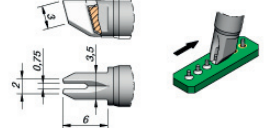
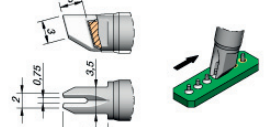
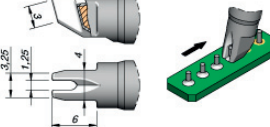
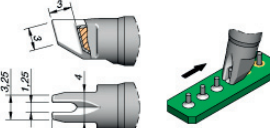
C245 Cartridges for **T245** Handles

	Ref.	Cartridge & Tip description	Image	Suggested components	Tip dimensions	Connectables
	C245-760	Cartridge Pin/ Connector Ø3,5		Through hole Cable sold/desol	Ø3,5xØ5mm	Control Units: CD, DI, DDE, DME Tools: T245 range
	C245-762	Cartridge Pin/ Connector R.4,5		Cable sold/desol	R4,5mm	Control Units: CD, DI, DDE, DME Tools: T245 range
	C245-939	Cartridge Knife 6,0x0,4		Drag soldering	6x0,4mm	Control Units: CD, DI, DDE, DME Tools: T245 range
	C245-765	Cartridge Knife 6,0x0,4 S1		Drag soldering	6x0,4mm	Control Units: CD, DI, DDE, DME Tools: T245 range
	C245-955	Cartridge Knife 13,0x0,5		Drag Soldering Conector desoldering	13x0,5mm	Control Units: CD, DI, DDE, DME Tools: T245 range
	C245-914	Cartridge Blade 10,0 S1		Pad cleaning Conector desoldering	10mm	Control Units: CD, DI, DDE, DME Tools: T245 range
	C245-752	Cartridge Blade 15,0		Pad cleaning Conector desoldering	15mm	Control Units: CD, DI, DDE, DME Tools: T245 range

C245 Cartridges for **T245** Handles

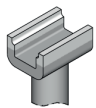
	Ref.	Cartridge & Tip description	Image	Suggested components	Tip dimensions	Connectables
	C245-913	Cartridge Blade 21,0		Pad cleaning Conector desoldering	21mm	Control Units: CD, DI, DDE, DME Tools: T245 range
	C245-949	Cartridge Blade 32,0		Pad cleaning Conector desoldering	32mm	Control Units: CD, DI, DDE, DME Tools: T245 range
	C245-776	Cartridge Blade 37,0		Pad cleaning Conector desoldering	37mm	Control Units: CD, DI, DDE, DME Tools: T245 range
	C245-757	Cartridge Chip 1,25		SMD resistors SMD capacitors	3,2x1,25mm	Control Units: CD, DI, DDE, DME Tools: T245 range
	C245-016	Cartridge Chip 1,9		SMD resistors SMD capacitors	4,7x2mm	Control Units: CD, DI, DDE, DME Tools: T245 range
	C245-758	Cartridge Chip 2,0		SMD resistors SMD capacitors	4,3x2mm	Control Units: CD, DI, DDE, DME Tools: T245 range
	C245-017	Cartridge Chip 2,2 S1		SMD resistors SMD capacitors	5,4x2,3mm	Control Units: CD, DI, DDE, DME Tools: T245 range

C245 Cartridges for **T245** Handles

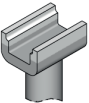
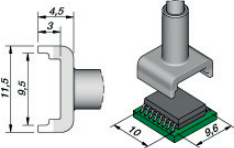
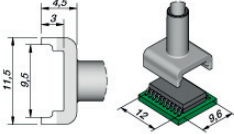
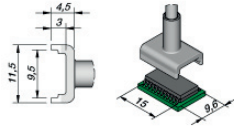
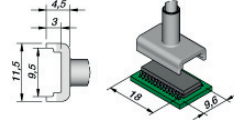
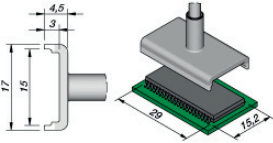

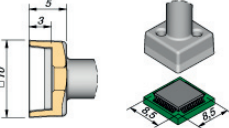
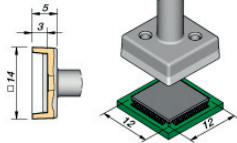
	Ref.	Cartridge & Tip description	Image	Suggested components	Tip dimensions	Connectables
	C245-150	Cartridge Chip 2,2 S2		SMD resistors SMD capacitors	5,5x2,3mm	Control Units: CD, DI, DDE, DME Tools: T245 range
	C245-018	Cartridge Chip 3,4		SMD resistors SMD capacitors	6,2x3,5mm	Control Units: CD, DI, DDE, DME Tools: T245 range
	C245-019	Cartridge Chip 4,5		SMD resistors SMD capacitors	7,2x4,6mm	Control Units: CD, DI, DDE, DME Tools: T245 range
	C245-754	Cartridge Drag 0,75		Drag soldering	2x0,75mm	Control Units: CD, DI, DDE, DME Tools: T245 range
	C245-654	Cartridge Drag 0,75 L		Drag soldering	2x0,75mm	Control Units: CD, DI, DDE, DME Tools: T245 range
	C245-751	Cartridge Drag 1,25		Drag soldering	3,25x1,25mm	Control Units: CD, DI, DDE, DME Tools: T245 range
	C245-651	Cartridge Drag 1,25 L		Drag soldering	3,25x1,25mm	Control Units: CD, DI, DDE, DME Tools: T245 range

C245 Cartridges for **T245** Handles

Ref.	Cartridge & Tip description	Image	Suggested components	Tip dimensions	Connectables
C245-667	Cartridge Drag 1,25 S1 L		Drag soldering	3,25x1,25mm	Control Units: CD, DI, DDE, DME Tools: T245 range
C245-669	Cartridge Drag 1,25 S2 L		Drag soldering	3x1,25mm	Control Units: CD, DI, DDE, DME Tools: T245 range
C245-220	Cartridge Tunnel 5,4x 6,0		Dual in Line IC	5,4x6mm	Control Units: CD, DI, DDE, DME Tools: T245 range
C245-250	Cartridge Tunnel 5,4x 8,0		Dual in Line IC	5,4x8mm	Control Units: CD, DI, DDE, DME Tools: T245 range
C245-221	Cartridge Tunnel 5,4x10,0		Dual in Line IC	5,4x10mm	Control Units: CD, DI, DDE, DME Tools: T245 range
C245-303	Cartridge Tunnel 6,5x 6,0		Dual in Line IC	6,5x6mm	Control Units: CD, DI, DDE, DME Tools: T245 range
C245-222	Cartridge Tunnel 7,1x13,0		Dual in Line IC	7,1x13mm	Control Units: CD, DI, DDE, DME Tools: T245 range



C245 Cartridges for **T245** Handles

	Ref.	Cartridge & Tip description	Image	Suggested components	Tip dimensions	Connectables
	C245-306	Cartridge Tunnel 9,6x10,0		Dual in Line IC	9,6x10mm	Control Units: CD, DI, DDE, DME Tools: T245 range
	C245-305	Cartridge Tunnel 9,6x12,0		Dual in Line IC	9,6x12mm	Control Units: CD, DI, DDE, DME Tools: T245 range
	C245-304	Cartridge Tunnel 9,6x15,0		Dual in Line, IC	9,6x15mm	Control Units: CD, DI, DDE, DME Tools: T245 range
	C245-215	Cartridge Tunnel 9,6x18,0		Dual in Line IC	9,6x18mm	Control Units: CD, DI, DDE, DME Tools: T245 range
	C245-226	Cartridge Tunnel 15,2x29,0		Dual in Line IC	15,2x29mm	Control Units: CD, DI, DDE, DME Tools: T245 range
	C245-223	Cartridge QFP 10,0x10,0		QFP	10x10mm	Control Units: CD, DI, DDE, DME Tools: T245 range
	C245-224	Cartridge QFP 12,0x12,0		QFP	12x12mm	Control Units: CD, DI, DDE, DME Tools: T245 range

C245 Cartridges for **T245** Handles

	Ref.	Cartridge & Tip description	Image	Suggested components	Tip dimensions	Connectables
	C245-228	Cartridge QFP 12,4x15,0		QFP	12,4x15mm	Control Units: CD, DI, DDE, DME Tools: T245 range
	C245-315	Cartridge QFP 15,0x15,0		QFP	15x15mm	Control Units: CD, DI, DDE, DME Tools: T245 range
	C245-227	Cartridge QFP 17,5x17,5		QFP	17,5x17,5mm	Control Units: CD, DI, DDE, DME Tools: T245 range
	C245-248	Cartridge Socket 11,9x14,5		PLCC sockets	11,9x14,5mm	Control Units: CD, DI, DDE, DME Tools: T245 range
	C245-247	Cartridge Socket 17x17		PLCC sockets	17x17mm	Control Units: CD, DI, DDE, DME Tools: T245 range
	C245-053	Cartridge Rivet Ø3,8		Chrome finish, design for plastic rivets	Ø3,8x0,9mm	Control Units: CD, DI, DDE, DME Tools: T245 range
	C245-052	Cartridge Rivet Ø4,9		Chrome finish, design for plastic rivets	Ø4,9x2mm	Control Units: CD, DI, DDE, DME Tools: T245 range

C245 Cartridges for **T245** Handles

Ref.	Cartridge & Tip description	Image	Suggested components	Tip dimensions	Connectables
C245-054	Cartridge Rivet Ø6,5		Chrome finish, design for plastic rivets	Ø6,5x2,1mm	Control Units: CD, DI, DDE, DME Tools: T245 range
C245-312	Cartridge for Plastics Ø3,2		Plastics	Ø3,2mm	Control Units: CD, DI, DDE, DME Tools: T245 range
C245-313	Cartridge for Plastics Ø4,1		Plastics	Ø4,1mm	Control Units: CD, DI, DDE, DME Tools: T245 range
C245-123	Cartridge for Plastics 4x4		Plastics	4x4mm	Control Units: CD, DI, DDE, DME Tools: T245 range
C245-124	Cartridge for Plastics 4,25x2		Plastics	4,25x2mm	Control Units: CD, DI, DDE, DME Tools: T245 range
C245-109	Cartridge Cutter 4,3X0,1		Plastics Remove underfill encapsulants	4,3x0,1	Control Units: CD, DI, DDE, DME Tools: T245 range
C245-138	Cartridge Cutter 12,0		Plastic Rubber cutter	12mm	Control Units: CD, DI, DDE, DME Tools: T245 range

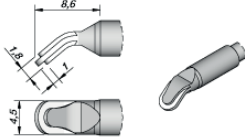
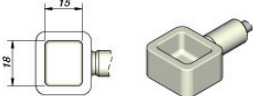
C245 Cartridges for **T245** Handles

Ref.	Cartridge & Tip description	Image	Suggested components	Tip dimensions	Connectables
C245-121	Cartridge Cutter 13,0		Plastic Rubber cutter	13x0,65mm	Control Units: CD, DI, DDE, DME Tools: T245 range
C245-311	Cartridge for Plastics 20x6		Plastics	20x6mm	Control Units: CD, DI, DDE, DME Tools: T245 range
C245-119	Cartridge Conical Teflon Ø1,0		Plastics	Ø1,0mm	Control Units: CD, DI, DDE, DME Tools: T245 range
C245-116	Cartridge Pin/ Connector R.1		Through hole Coaxial connector	Ø2xØ3,8mm	Control Units: CD, DI, DDE, DME Tools: T245 range
C245-122	Cartridge Pin/ Connect.1,5x0,5		Cilinder parts	1,5x0,5mm	Control Units: CD, DI, DDE, DME Tools: T245 range
C245-764	Cartridge Fine Pitch Ø0,5		Package 0603 QFP, IC, .. Fine pitch	Ø0,5mm	Control Units: CD, DI, DDE, DME Tools: T245 range
C245-771	Cartridge Bent 1x0,1		Cable soldering to connector Fine pitch	1x0,1mm	Control Units: CD, DI, DDE, DME Tools: T245 range

C245 Cartridges for **T245** Handles

Ref.	Cartridge & Tip description	Image	Suggested components	Tip dimensions	Connectables
C245-117	Cartridge Flat Ø1,45		Through hole	1,45xØ2,9mm	Control Units: CD, DI, DDE, DME Tools: T245 range
C245-118	Cartridge Pin/ Wire 0,4		Through hole Wire tinning	2,5x0,8mm	Control Units: CD, DI, DDE, DME Tools: T245 range
C245-730	Cartridge Blade 10,0 S2		Pad cleaning Conector desoldering	10x1,2mm	Control Units: CD, DI, DDE, DME Tools: T245 range
C245-268	Cartridge Pin/ Wire 1,5		Through hole	5x1,5mm	Control Units: CD, DI, DDE, DME Tools: T245 range
C245-136	Cartridge Micro Stick Switch		Micro Stick desoldering	6,5x7,1mm	Control Units: CD, DI, DDE, DME Tools: T245 range
C245-772	Cartridge Nickel 1,4x0,7 S1		HMP soldering	1,4x0,7mm	Control Units: CD, DI, DDE, DME Tools: T245 range
C245-009	Cartridge S-Lead 4,5X1,8		Drag Soldering	4,5x1,8mm	Control Units: CD, DI, DDE, DME Tools: T245 range

C245 Cartridges for **T245** Handles

	Ref.	Cartridge & Tip description	Image	Suggested components	Tip dimensions	Connectables
	C245-010	Cartridge J-Lead 4,5X1,8		Drag soldering J-lead	4,5x1,8mm	Control Units: CD, DI, DDE, DME Tools: T245 range
	C245-SP01	Solder Pot Cartridge 15x18		Tinnig wires Desoldering Through Hole Multipin components	15x18mm	Control Units: CD, DI, DDE, DME Tools: T245 range