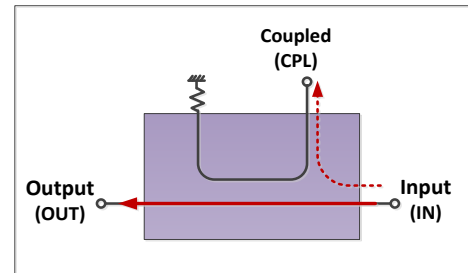




Electrical schematic



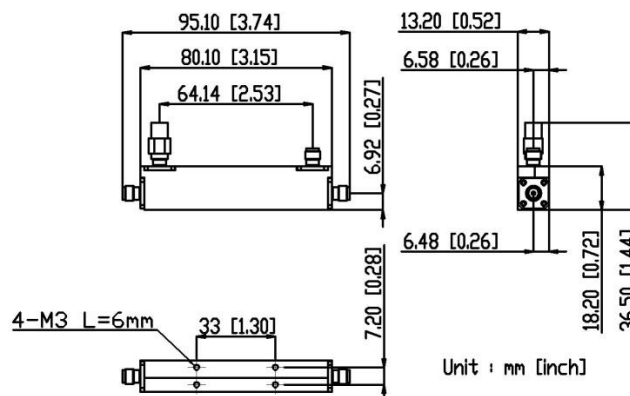
RoHS Compliant

Electrical Specifications

Parameter	Unit	Frequency (GHz)	Min.	Typ.	Max.
Nominal Coupling	dB	1 – 20	9	10	11
Coupling Flatness			±0.6	±1.0	
Directivity			15	20	
Main Line VSWR	:1	1 – 8		1.15	1.25
		8 – 20		1.25	1.35
Coupled Line VSWR		1 – 8		1.15	1.25
		8 – 20		1.30	1.40
Insertion Loss (Including Coupling Loss)	dB	1 – 20		1.6	1.9
Average Power Handling	W	1 – 20			20

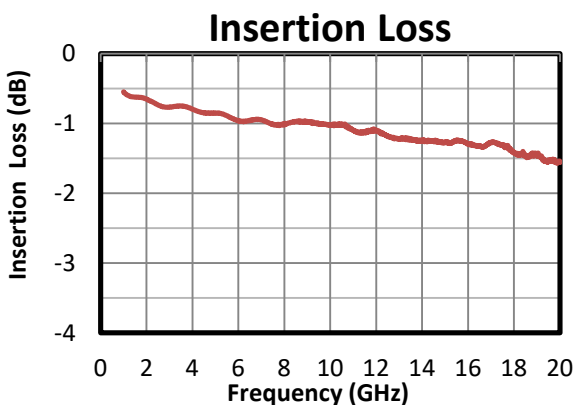
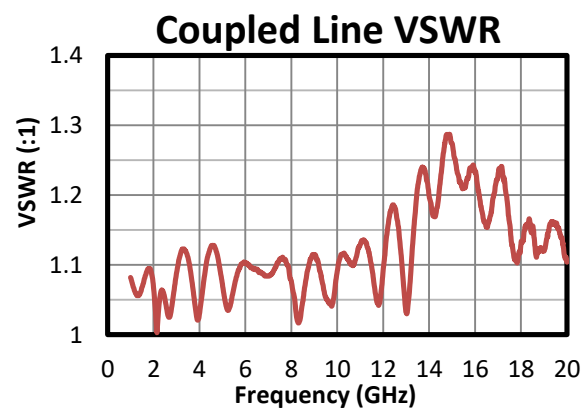
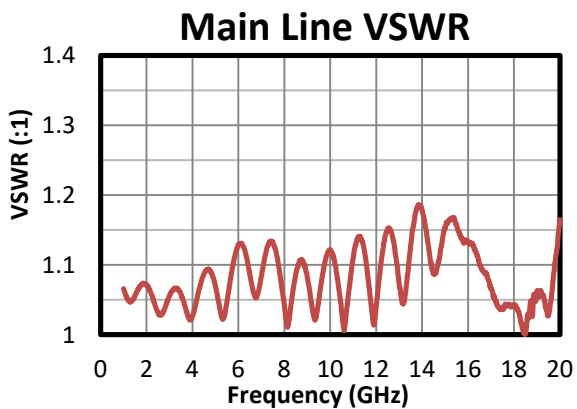
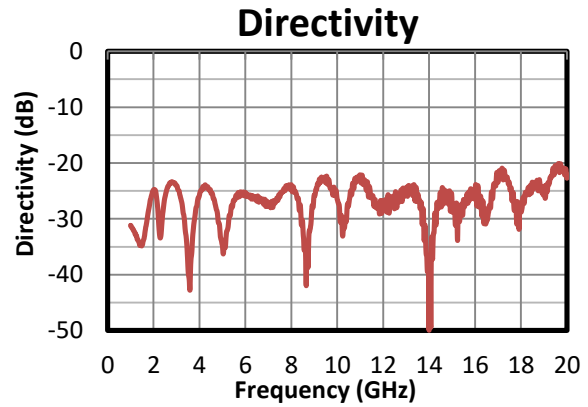
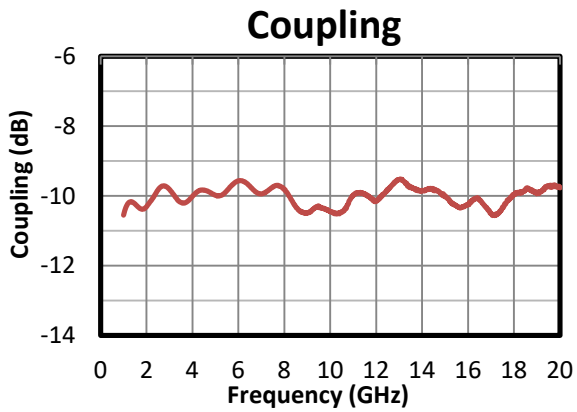
Operated in 50Ω system, 25°C environment.

Outline Drawing



Connectors: SMA Female

Typical Performance



Typical performance S-parameter file: <https://www.amtery.com/en/goods-59>

For each S/N S-parameter file, go to <https://www.amtery.com/en/downloads>

Note: Specifications are subject to change without notice.