



www.aopled.com

American Opto Plus LED Corp.
0.30" Case Mold Type LED Display
AOP A301LR G/W
AOP C301LR G/W

● **EDIT HISTORY**

Version A: May. 22, 2014

Preliminary Spec.

Manufacture	Examination	Approving



www.aopled.com

American Opto Plus LED Corp.

0.30" Case Mold Type LED Display

AOP A301LR G/W

AOP C301LR G/W

● FEATURES

- 0.30 inch (7.62 mm) Digit Height.
- Low current operation.
- Case mold type.
- Gray face, White segment.
- RoHS compliant, Pb Free.

● DESCRIPTION

The A301LR G/W & C301LR G/W is a 0.30 inch (7.62 mm) height single 7-segment display. This device utilizes Super Red LED chip which are made from AlGaInP on a transparent GaAs, substrate. The display has Gray face, White segment.

● DEVICE

PART NO Super Red	DESCRIPTION
A301LR G/W	Common Anode
C301LR G/W	Common Cathode

RoHS Compliance



Pb free.





www.aopled.com

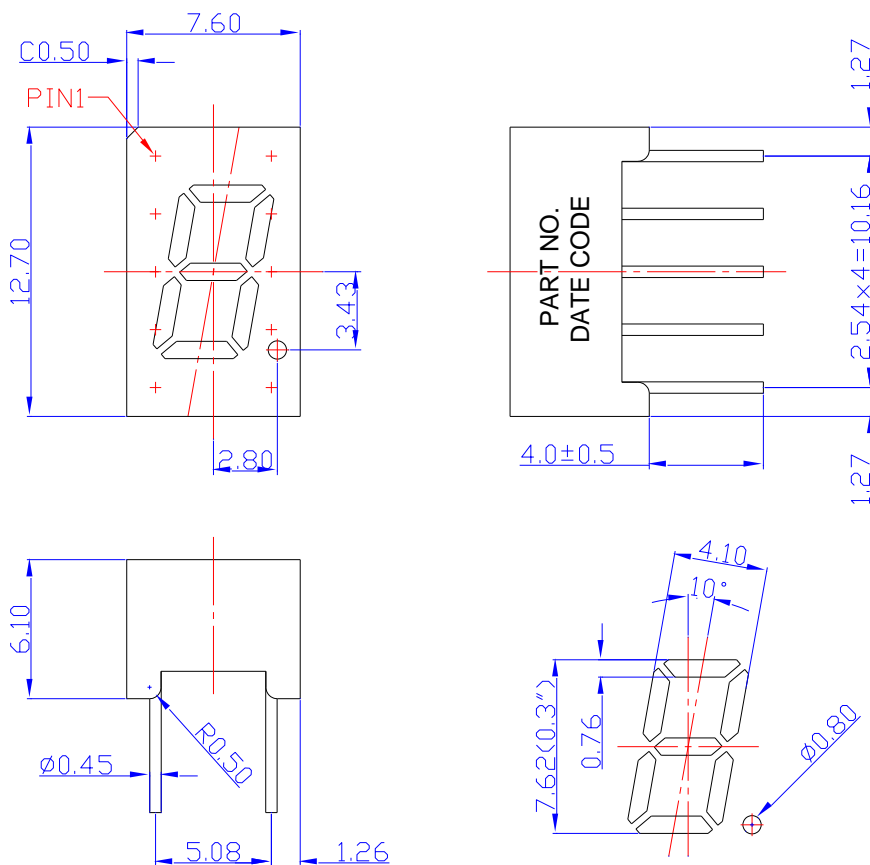
American Opto Plus LED Corp.

0.30" Case Mold Type LED Display

AOP A301LR G/W

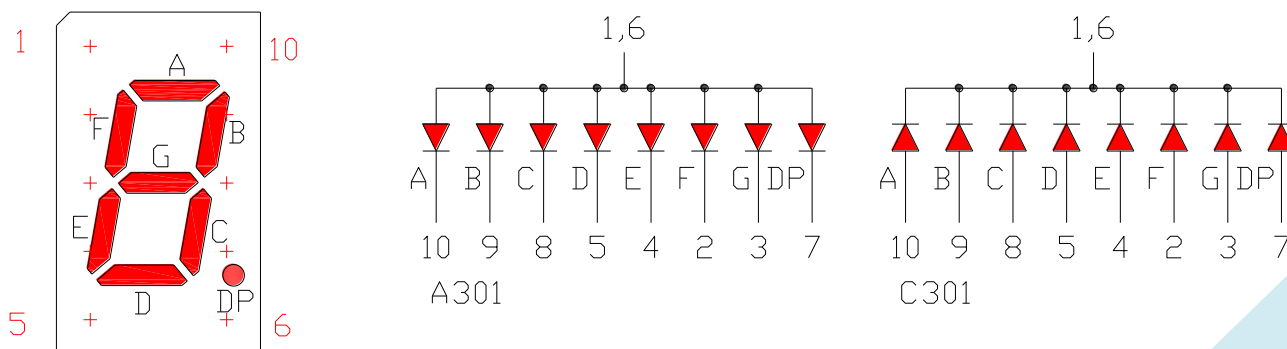
AOP C301LR G/W

MECHANICAL DIMENSIONS



NOTES: All dimensions are in millimeters. Tolerances are ± 0.25 mm unless otherwise noted.

TYPICAL INTERNAL EQUIVALENT CIRCUIT





www.aopled.com

American Opto Plus LED Corp.
0.30" Case Mold Type LED Display
AOP A301LR G/W
AOP C301LR G/W

● **LR: SUPER RED (AlGaInP/GaAs)**

ABSOLUTE MAXIMUM RATING AT Ta=25°C

Parameter	Symbol	Super Red	Unit
Power dissipation per dice	P _{AD}	70	mW
Derating liner from 25°C per dice	-	0.33	mA / °C
Continuous forward current per dice	I _{AF}	25	mA
Peak current per dice (duty cycle 1/10, 1kHz)	I _{PF}	90	mA
Reverse voltage per dice	V _R	5	V
Operating temperature	T _{OPR}	-25 to +85	°C
Storage temperature	T _{STG}	-25 to +85	°C

ELECTRICAL - OPTICAL CHARACTERISTICS AT Ta=25°C

Characteristic	Symbol	Condition	Min.	Typ.	Max.	Unit
Forward voltage	V _F	I _F =20mA	-	2.0	2.6	V
Reverse current	I _R	V _R =5V	-	-	10	μA
Peak wavelength	λ _P	I _F =20mA	-	650	-	nm
Dominant wavelength	λ _D	I _F =20mA	-	639	-	nm
Luminous intensity	I _V	I _F =20mA	-	10	-	mcd
Spectral radiation bandwidth	Δλ	I _F =20mA	-	20	-	nm



www.aopled.com

American Opto Plus LED Corp.

0.30" Case Mold Type LED Display

AOP A301LR G/W

AOP C301LR G/W

● LR: SUPER RED (AlGaInP/GaAs)

Typical Electro-optical Characteristic Curves
(25 °C Free Air Temperature Unless Otherwise Specified)

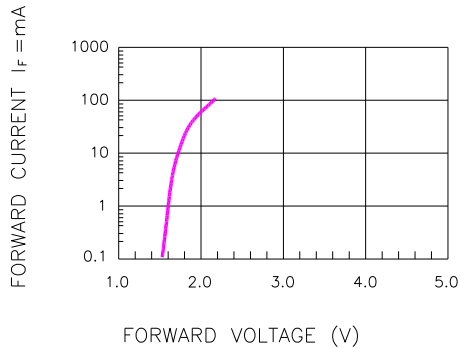


Fig.1 FORWARD CURRENT VS. FORWARD VOLTAGE

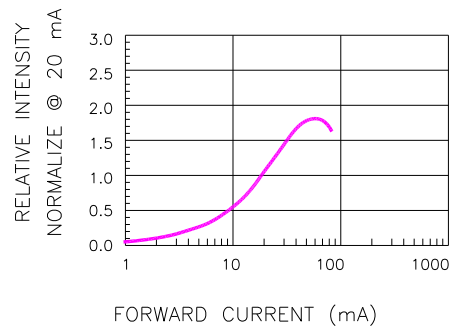


Fig.2 RELATIVE INTENSITY VS. FORWARD CURRENT

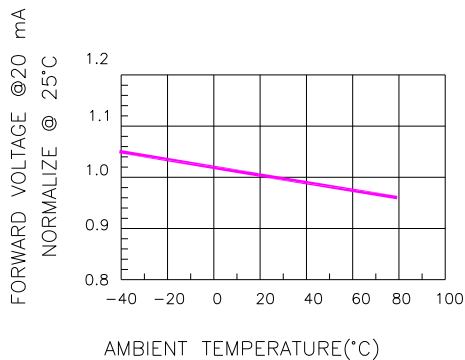


Fig.3 FORWARD VOLTAGE VS. TEMPERATURE

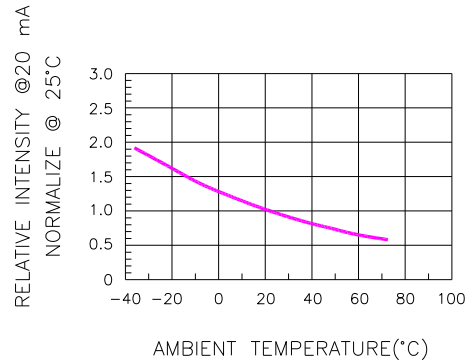


Fig.4 RELATIVE INTENSITY VS. TEMPERATURE

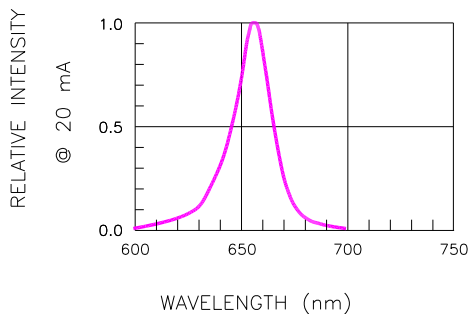


Fig.5 RELATIVE INTENSITY VS. WAVELENGTH

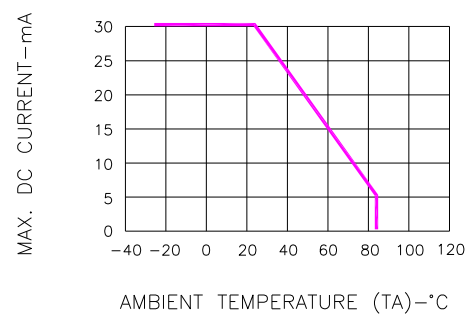


Fig.6 MAX. ALLOWABLE DC CURRENT VS. AMBIENT TEMPERATURE



www.aopled.com

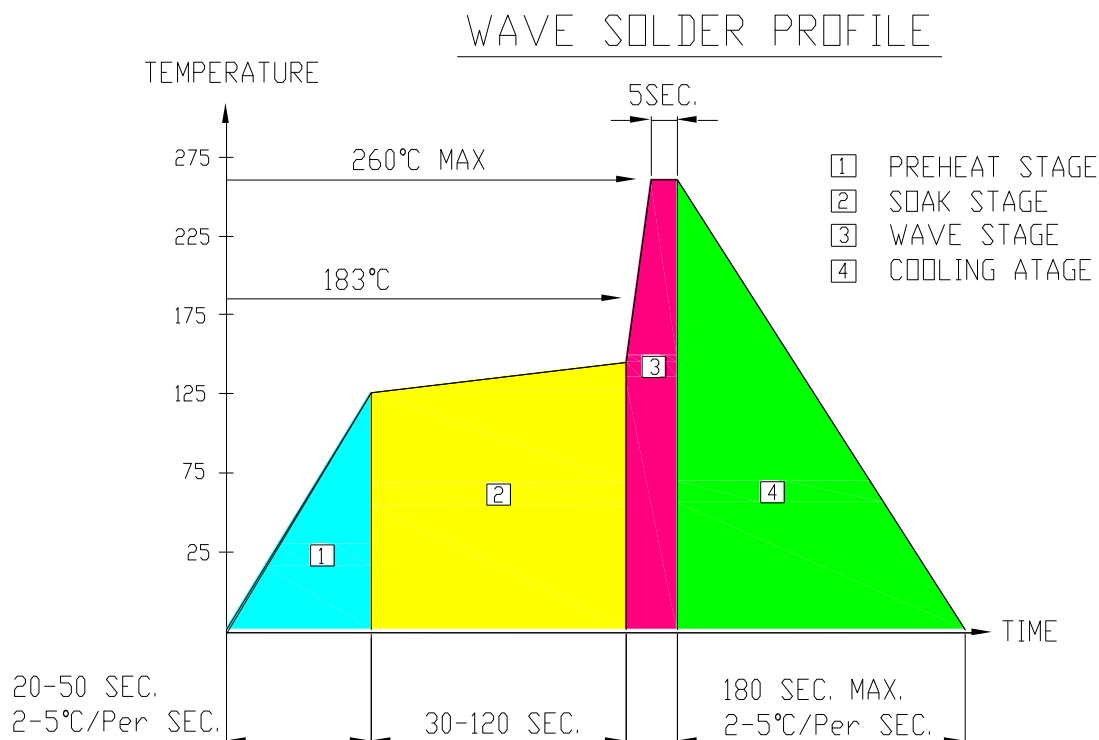
American Opto Plus LED Corp.

0.30" Case Mold Type LED Display

AOP A301LR G/W

AOP C301LR G/W

● RECOMMEND SOLDERING PROFILE



● Note:

- Recommend pre-heat temperature of 105°C or less (as measured with a thermocouple attached to the LED pins) prior to immersion in the solder wave with a maximum solder bath temperature of 260°C
- Peak wave soldering temperature between 245°C ~ 225°C for 3 sec (5 sec max)
- No more than one wave soldering pass

● SOLDERING IRON

Basic spec is ≤ 4 sec when 260°C. If temperature is higher, time should be shorter (+10°C → 1 sec). Power dissipation of Iron should be smaller than 15W, and temperature should be controllable. Surface temperature of the device should be under 230°C.

● REWORK

Customer must finish rework within ≤ 3 sec under 350°C.
The head of soldering iron cannot touch copper foil.



www.aopled.com

American Opto Plus LED Corp.

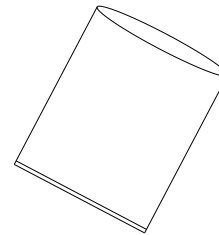

0.30" Case Mold Type LED Display

AOP A301LR G/W

AOP C301LR G/W

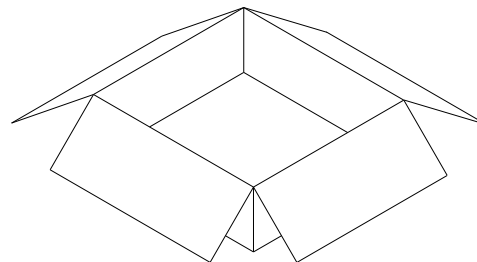
● PACKAGE DIMENSIONS

720 PCS / 1 White Polyform (48 X 15 PCS)



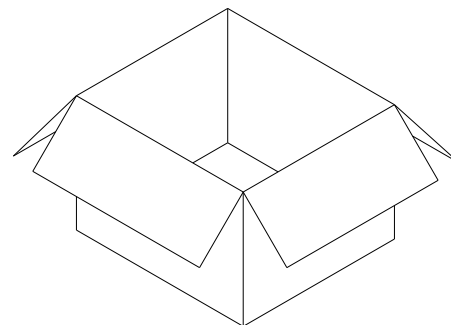
ESD BAG SIZE : 650 x 550 mm

6 White Polyform / 1BAG
4320 PCS / 1Inner Carton



INNER BOX SIZE : 394 x 370 x 138 mm

8640 PCS / 2 Inner Carton / 1 Outer Carton



OUTER BOX SIZE : 430 x 390 x 300 mm