

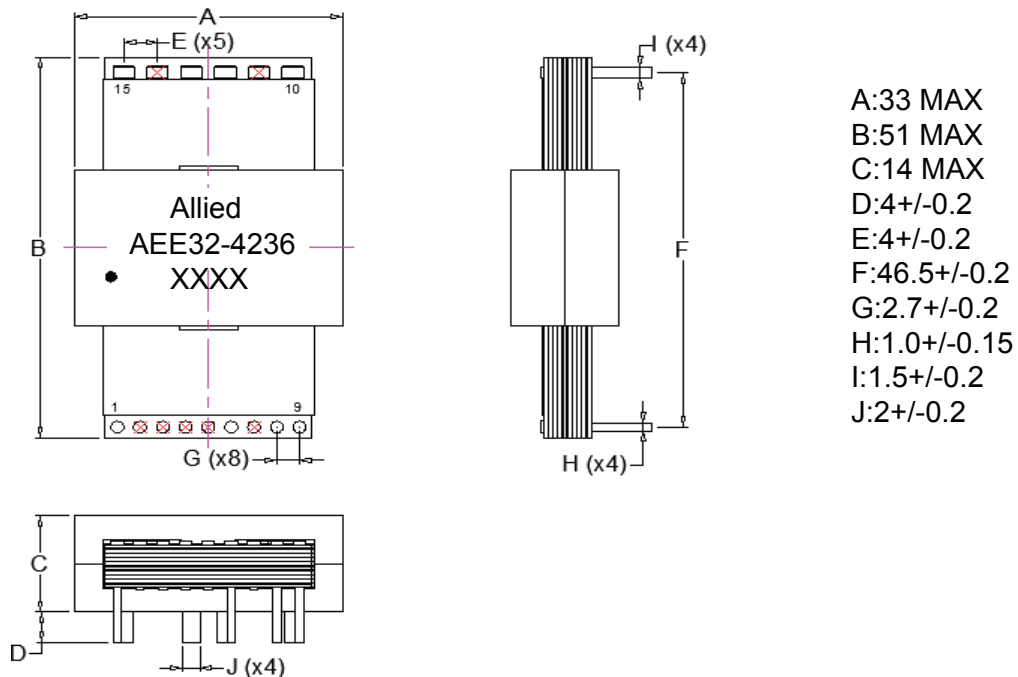
- EE32 Core Design
- Operating Temperature -40°C to +125°C

Primary Electrical Specifications @ 25°C			
Test items	Test pin	Standard range	Test Conditions
Primary Inductance	1--6	100µH MIN	200KHz,0.1V @25°C
Leakage Inductance	1--6	1.5µH MAX	200KHz,0.1V @25°C Short secondary pin
DC Resistance	1--6	30mΩ MAX	@25°C
	10--12	10mΩ MAX	
	13--15	10mΩ MAX	
HI-POT	PRI.--SEC.	DC 2250V	1mA,1min
	Coil--Core	DC 500V	

All specifications subject to change without notice.

MECHANICAL

DIMENSION UNIT: mm

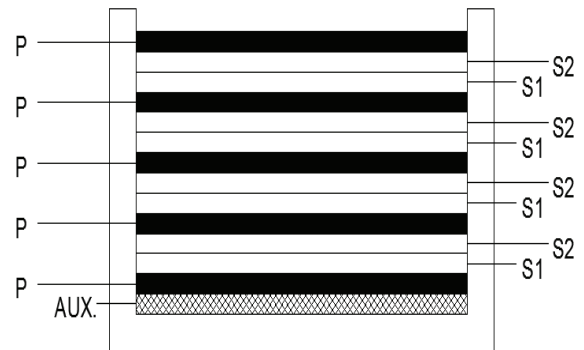
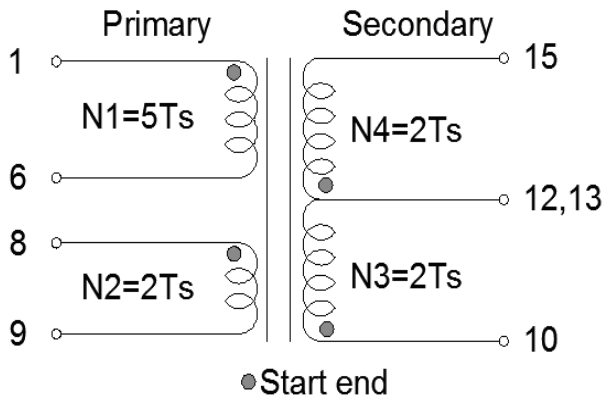


Note:
Halves of core are fixed by glue



Schematic

Winding



WINDING	Terminal		Wires Gauge	Turns	Insulation Tape	Remarks
	Start	Finish				
N1	1	6	Copper t=0.25mm	5Ts	1L	Preparation of plastic insulation on both sides
N2	8	9	PCB 1oz	2Ts	1L	
N3	10	12	Copper t=0.25mm	2Ts	1L	
N4	13	15	Copper t=0.25mm	2Ts	1L	

- 1) Input power of power supply : 400W (12Vdc/33.3Adc) .
- 2) Frequency of transformer: 200KHz.
- 3) Output ripple frequency: 400KHz.
- 4) Topology: Phase shifted Full bridge, 2 diodes rectifier.
- 5) Input voltage of power stage: 36~75 Vdc link.
- 6) Input voltage of transformer: 35~74 Vpeak.
- 7) Duty cycle, max. (for 0.5V diode drop voltage): 2 x 0.444.
- 8) Maximum Volt-Sec product: 2 x 77.8 V-uSec.