



American Opto Plus LED Corp.
0.56" Case mold Type LED Display
A561LB-5 G/W
C561LB-5 G/W

● **EDIT HISTORY**

Version A : Dec. 04, 2013

Preliminary Spec.

Manufacture	Examination	Approving



American Opto Plus LED Corp.
0.56" Case mold Type LED Display
A561LB-5 G/W
C561LB-5 G/W

● **FEATURES**

- 0.56 inch (14.20 mm) Digit Height.
- Excellent character appearance.
- Case mold type.
- Low Power Consumption.
- Gray face, White segment.
- RoHS compliant, Pb Free.

● **DESCRIPTION**

The A561LB-5 G/W & C561LB-5 G/W is a 0.56 inch (14.20 mm) height single 7-segment display.

This device utilizes Super Bright Blue LED chip which are made from InGaN on a transparent GaN substrate. The display has Gray face, White segment

● **DEVICE**

PART NO	DESCRIPTION
Super Bright Blue	
A561LB-5 G/W	Common Anode
C561LB-5 G/W	Common Cathode

RoHS Compliance



Pb free.





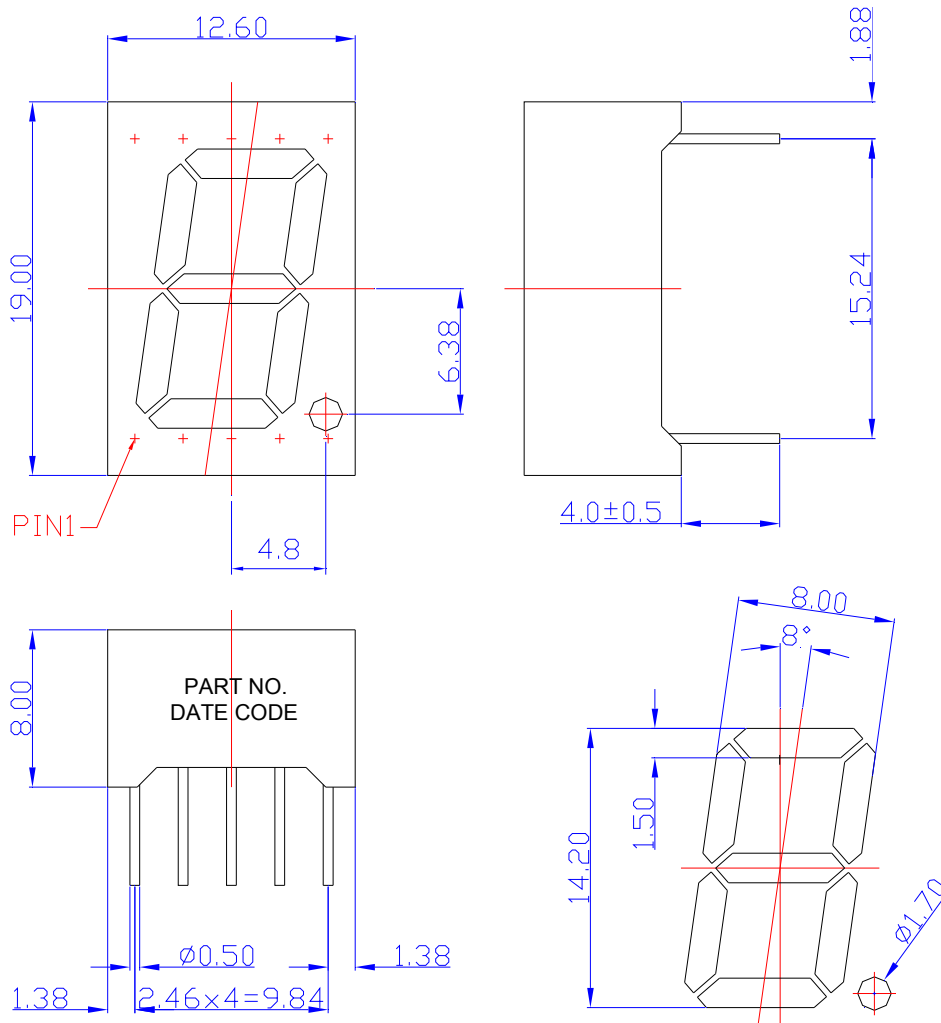
American Opto Plus LED Corp.

0.56" Case mold Type LED Display

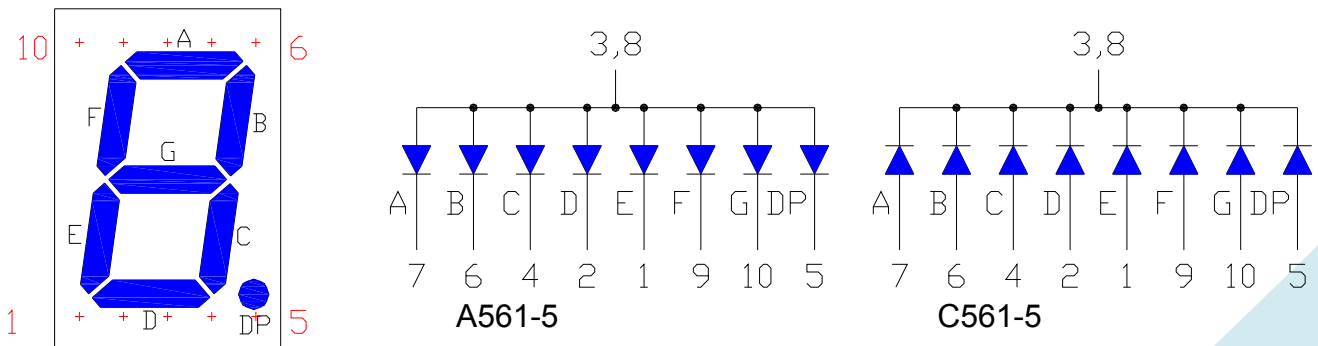
A561LB-5 G/W

C561LB-5 G/W

● MECHANICAL DIMENSIONS



● TYPICAL INTERNAL EQUIVALENT CIRCUIT





American Opto Plus LED Corp.
0.56" Case mold Type LED Display
A561LB-5 G/W
C561LB-5 G/W

● **LB: SUPER BRIGHT BLUE (InGaN/GaN)**

ABSOLUTE MAXIMUM RATING AT Ta=25°C

Parameter	Symbol	Super Bright Blue	Unit
Power dissipation per dice	P _{AD}	120	mW
Derating liner from 25°C per dice	-	0.4	mA / °C
Continuous forward current per dice	I _{AF}	30	mA
Peak current per dice (duty cycle 1/10, 1kHz)	I _{PF}	100	mA
Reverse voltage per dice	V _R	5	V
Operating temperature	T _{OPR}	-25 to +85	°C
Storage temperature	T _{STG}	-25 to +85	°C

ELECTRICAL - OPTICAL CHARACTERISTICS AT Ta=25°C

Characteristic	Symbol	Condition	Min.	Typ.	Max.	Unit
Forward voltage	V _F	I _F =20mA	-	3.0	4.0	V
Reverse current	I _R	V _R =8V	-	-	10	μA
Dominant wavelength	λ _D	I _F =20mA	460	465	470	nm
Luminous intensity	I _v	I _F =20mA	-	40	-	mcd
Spectral radiation bandwidth	Δλ	I _F =20mA	-	30	-	nm



American Opto Plus LED Corp.

0.56" Case mold Type LED Display

A561LB-5 G/W

C561LB-5 G/W

● LB: SUPER BRIGHT BLUE (InGaN/GaN) CURVE

Typical Electro-optical Characteristic Curves
(25 °C Free Air Temperature Unless Otherwise Specified)

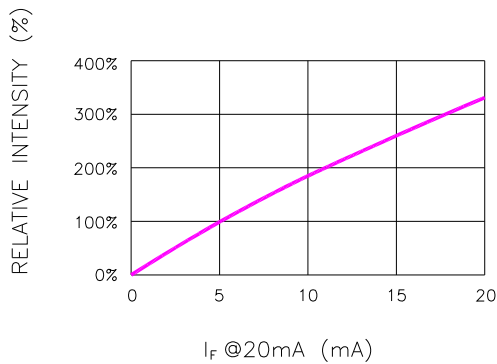


Fig.1 RELATIVE INTENSITY VS. FORWARD CURRENT

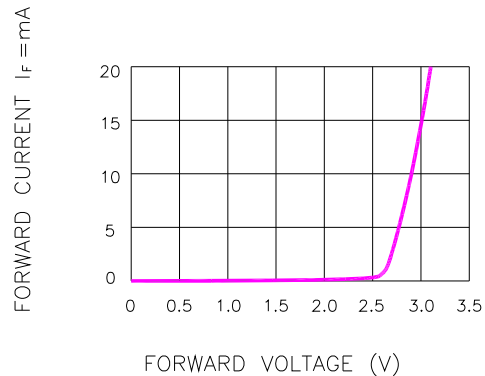


Fig.2 FORWARD CURRENT VS. FORWARD VOLTAGE

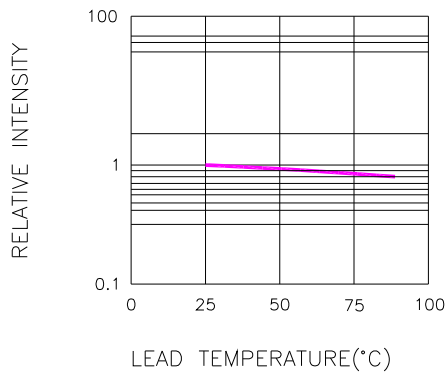


Fig.3 RELATIVE INTENSITY VS. LEAD TEMPERATURE
(PULSED 20 mA; 300us PULSE, 10ms PERIOD)

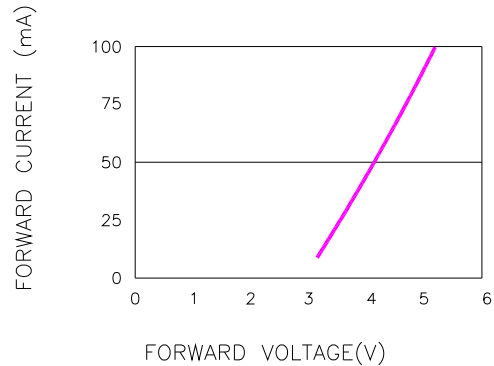


Fig.4 PEAK FORWARD VOLTAGE VS. FORWARD (100us TEST PULSE, 1% DUTY CYCLE)

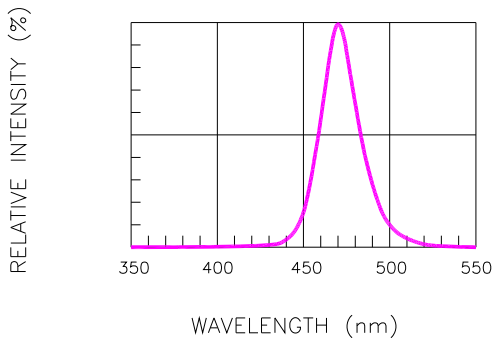


Fig.5 RELATIVE INTENSITY VS. WAVELENGTH

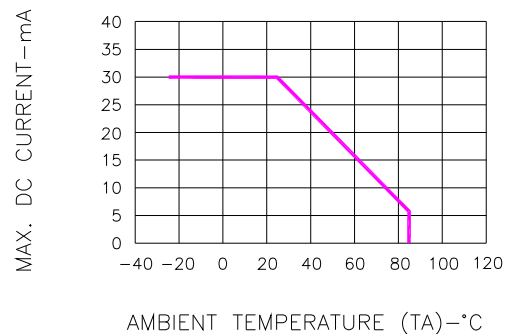
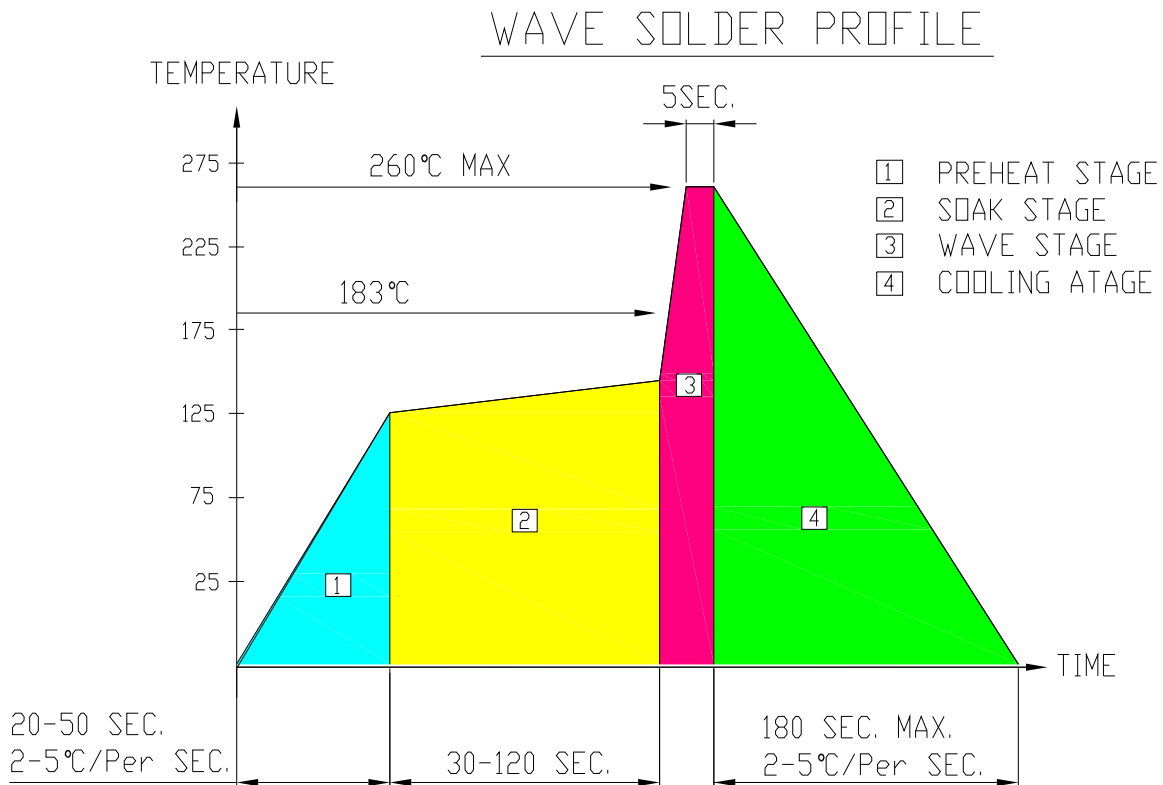


Fig.6 MAX. ALLOWABLE DC CURRENT VS. AMBIENT TEMPERATURE



American Opto Plus LED Corp.
0.56" Case mold Type LED Display
A561LB-5 G/W
C561LB-5 G/W

● **RECOMMEND SOLDERING PROFILE**



● **SOLDERING IRON**

Basic spec is ≤ 4 sec when 260°C. If temperature is higher, time should be shorter (+10°C → 1 sec). Power dissipation of Iron should be smaller than 15W, and temperature should be controllable. Surface temperature of the device should be under 230°C.

● **REWORK**

Customer must finish rework within ≤ 4 sec under 245°C.