


Peak Sensitivity Wavelength: 800nm

The MTAPD-07-003 is a circular ($\Phi 230\mu\text{m}$) 0.04 mm^2 active area Avalanche Photodiode with optimized sensitivity at 800nm & housed in a LCC6 SMD package. It is well suited for applications requiring High Speed & Low Noise in visible-near IR applications.

FEATURES

- >Fast Rise Time
- >Ultra Low Noise
- >Low Capacitance
- >High Gain
- >Optimum Gain M100
- >Operating Voltages: 120v - 160v
- Other Voltages Available
- >Optical rangefinders
- >High speed optical communications
- >Medical Equipment
- >Bar Code Readers



Absolute Maximum Ratings



ITEMS	SYMBOL	RATINGS	UNIT
Storage Temperature	Tstg	-55 ~ +125	°C
Operating Temperature	Topr	-20 ~ +85	°C
Power Dissipation	Pd	1	mW
Forward Current	If	1	mA
Operating Voltage	Vop	0.95 x Vbr	V
Solder Reflow Temperature *1	Stemp	260	°C

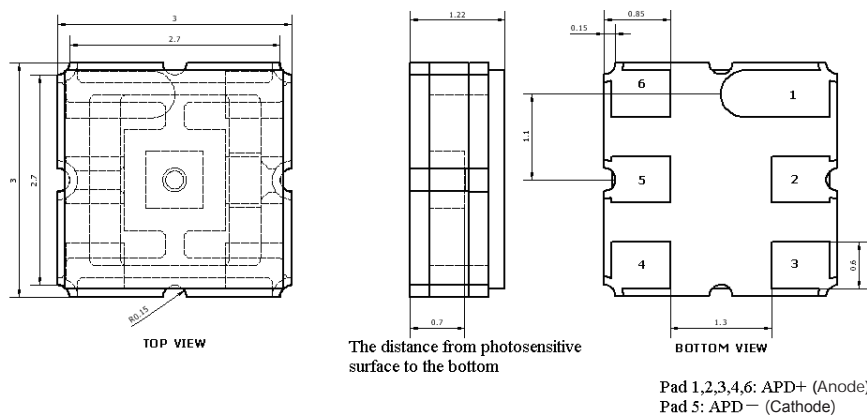
*1: Time 5 Sec max

Electrical & Optical Characteristics (Ta=23°C)

ITEMS	SYMBOL	CONDITIONS	MIN.	TYP	MAX.	UNIT
Spectral Response	λ	--		400 - 1100		nm
Active Area		--		Diameter 230		μm
Responsivity	Re	$\lambda=800\text{nm}$, $\varphi_e=1\mu\text{W}$, M=100	35	50	--	A/W
Rise Time	tR	f=1MHz, RL=50 Ω , $\lambda=800\text{nm}$	--	0.3	--	ns
Dark Current	Id	M=100	0.02	0.05	0.4	nA
Capacitance	Cj	M=100, f=1MHz		1.5		pF
Optimal Gain	M	--		100		
Breakdown Voltage	Vbr	IR=2uA	80	--	200	V
Temperature Coefficient		Tc=-40°C - 85°C		0.6		V/°C

LCC6 SMD Package Dimensions (6 Pin)

MTAPD-07-003 $V_{br}=120-160V$



Unit: mm, Tolerance: ± 0.2

Fig 1 Responsivity, Vr=0V

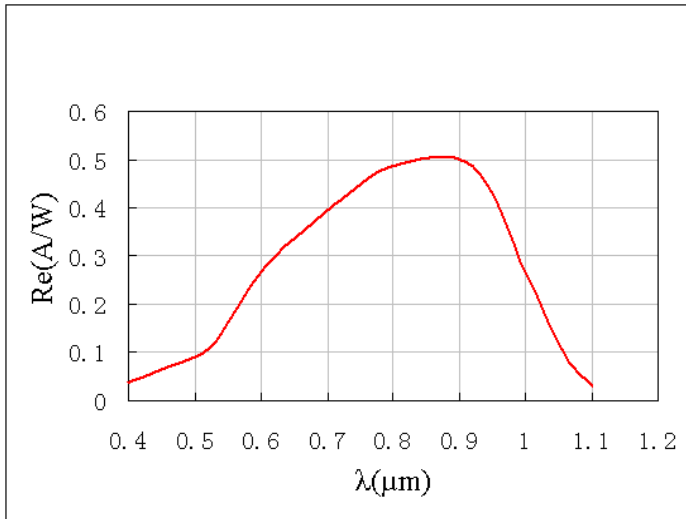


Fig 2 Dark Current

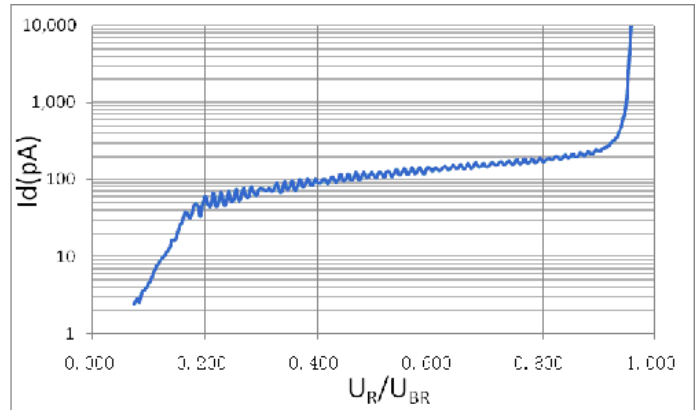


Fig 3 Multiplication

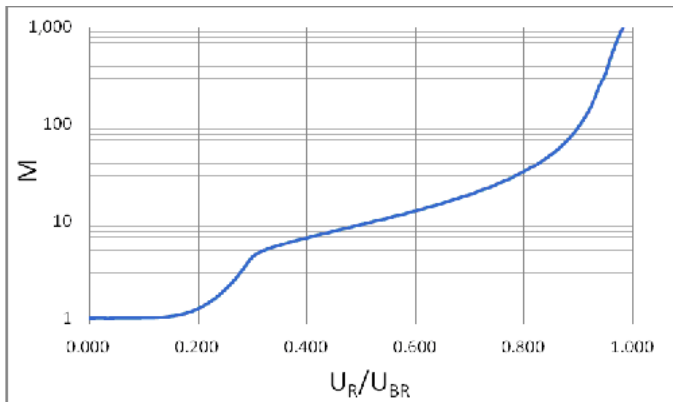
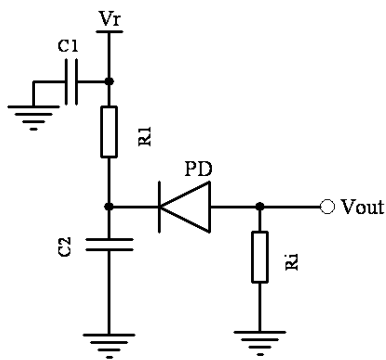


Fig 4 Capacitance

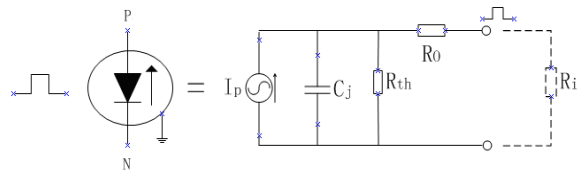


Applications Diagram



- Notes: C1 - Filter capacitor, filter noise from Vr.
 C2 - bypass capacitor, the loop to ground for AC signal.
 R1 - current-limiting resistor, protect APD from higher voltage.
 Ri - sampling resistor, convert the current signal into a voltage signal.

Equivalent Circuit Diagram



The information contained herein is subject to change without notice.



2015-10-30