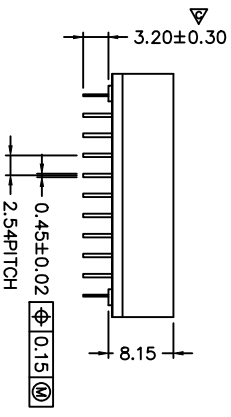
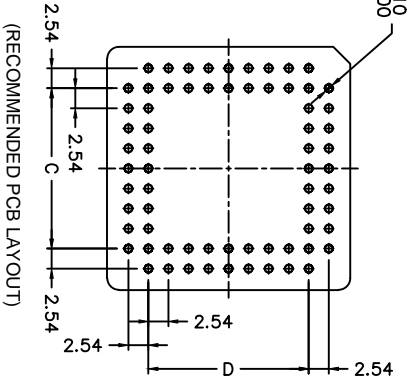
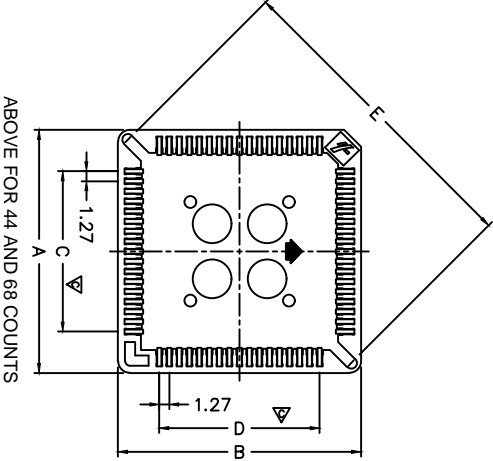
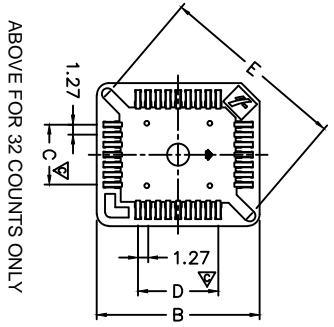




Copyright FCI.

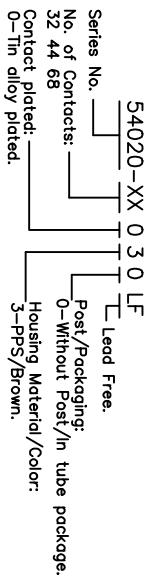


NOTES:

1 MATERIAL:
HOUSING: PPS UL94 V-0, Brown.
CONTACT: Copper Alloy.

2 FINISH:
CONTACT: 100 μ m Min. Lead free Tin plated on soldering end over 50 μ m Min. Nickel under-plating.

3 ORDER INFORMATION:



4 SPECIFICATION:

Current Rating: 1A Max.
Dielectric Strength: 600V AC RMS for 1 minute.
Contact Resistance: 20 m Ω MAX.
Insulator Resistance: 1000M Ω min. at 500V DC.
Temperature: -40C to +105C
Durability: 25 Cycles.
5 PRODUCT SPECIFICATION: GES-12-054.
6 MANUFACTURING PROCESS COMPATIBILITY
The housing will withstand exposure to 245C solder bath temperature for 5 second in a wave solder application.

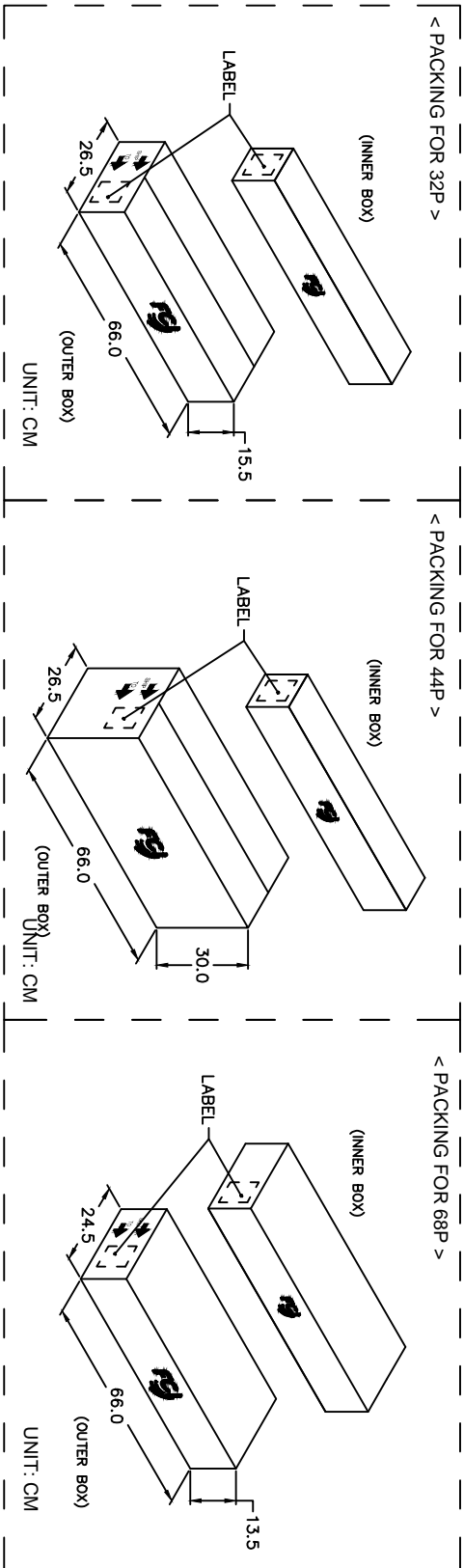
A/P PART NO.	Dimension(mm)					MCK PART NO.
	A \pm 0.2	B \pm 0.2	C \pm 0.1	D \pm 0.1	E \pm 0.2	
54020-32030LF	17.80	20.20	7.62	10.16	23.85	PLCC-32P-T
54020-44030LF	23.18	23.18	12.70	12.70	29.00	PLCC-44P-T
54020-68030LF	30.88	30.88	20.32	20.32	40.00	PLCC-68P-T-2

www.fciconnect.com		surface - ✓ tolerance std		projection		MM	
Dr	JASON HSU	1/11/11	TOLERANCES UNLESS OTHERWISE SPECIFIED		size		Scale
Eng	JASON HSU	1/11/11	ANGULAR	LINEAR	0XX	± 0.25	N/A
Appr	S ALOSIOUS	5/21/15	°	±	0XXX	± 0.15	N/A
Product family		Product family		ECN		ELX-1-20940	
PLCC DIP Socket		Rev.		54020		K	

rev	ech no	dr	date
K	ELX-1-20940 SAL	JH	5/21/15
E	T05-0212	JH	9/21/05
F	T05-0212	JH	1/25/10
G	T10-0010	JH	1/25/10
H	T11-0002	JH	1/11/11
J	T11-0018	JH	3/25/11



Copyright FCI.



DIP PLCC PACKING LIST FOR TUBE=612mm

CONTACTS	PCS/TUBE	TUBE / INNER BOX	PCS / INNER BOX	INNER BOX / OUTER BOX	PCS / OUTER BOX	N.W.(KGS)	G.W.(KGS)
32P	28	42	1176	2	2352	6.5	9.9
44P	25	35	875	4	3500	13.4	20.9
68P	18	42	756	1	756	4.4	7.8

www.fciconnect.com		surface - <input checked="" type="checkbox"/> tolerance std		tolerance unless otherwise specified		projection		MM	
Dp	Jason Hsu	1/11/11	ANGULAR	0X	±0.25	size	A4	Scale	N/A
Eng	Jason Hsu	1/11/11	LINEAR	0XX	±0.15	ECN	ELX-1-20940	Rev.	K
Dtr	S Alosius	5/21/15	Product family	0XXX	±0.10	Spec ref			
Appr	Biju K Paul	5/21/15							
FCI logo		PLCC DIP Socket		CUSTOMER		54020		sheet 2 of 2	

REV 7 - 08/04/07