

# Contact insert - HC-B10-I-TPT-M - 1423017

Please be informed that the data shown in this PDF Document is generated from our Online Catalog. Please find the complete data in the user's documentation. Our General Terms of Use for Downloads are valid (<http://phoenixcontact.com/download>)



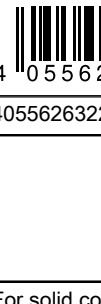
Contact insert, number of positions: 10+PE, size: B10, number of connections per position: 2, Pin, Push-in connection, 500 V, 16 A, 0.25 mm<sup>2</sup> ... 1.5 mm<sup>2</sup>, application: Power

## Your advantages

- ✓ For fast coding with plastic profile
- ✓ Significant time savings during conductor connection
- ✓ Double conductor connection per pos.



## Key Commercial Data

Packing unit	1 pc
GTIN	 4 055626 322704
GTIN	4055626322704

## Technical data

### General

Note	For solid conductors or stranded conductors with ferrules Connectors may be operated only when there is no load/voltage.
Connection method	Push-in connection
Torque	0.8 Nm ... 1.2 Nm (PE connection) 0.5 Nm ... 0.8 Nm (Mounting screws for mounting in the HEAVYCON housing)
Number of connections per position	2
Degree of pollution	3
Overvoltage category	III
Number of positions	10+PE
Insertion/withdrawal cycles	≥ 500
Size	B10
Contact numbering	1 - 10
Conductor cross section	0.25 mm <sup>2</sup> ... 1.5 mm <sup>2</sup> (with ferrule)

# Contact insert - HC-B10-I-TPT-M - 1423017

## Technical data

### General

Connection cross section AWG	24 ... 16 (with ferrule)
Stripping length of the individual wire	8 mm ±1 mm
Assembly instructions	To ensure correct use, installation in housing with IP54 protection or better is required

### Ambient conditions

Ambient temperature (operation)	-40 °C ... 125 °C
---------------------------------	-------------------

### Material data

Contact material	Copper alloy
Contact surface material	Ag
Contact carrier material	PC

### Electrical characteristics

Rated voltage (III/3)	500 V
Rated surge voltage	6 kV
Rated current	16 A

### Standards and Regulations

Constructional and testing regulations	DIN EN 61984
	DIN EN 60664
	IEC 60352
Flammability rating according to UL 94	V0


### Environmental Product Compliance

China RoHS	Environmentally Friendly Use Period = 50 years
	For details about hazardous substances go to tab "Downloads", Category "Manufacturer's declaration"

## Drawings

## Contact insert - HC-B10-I-TPT-M - 1423017

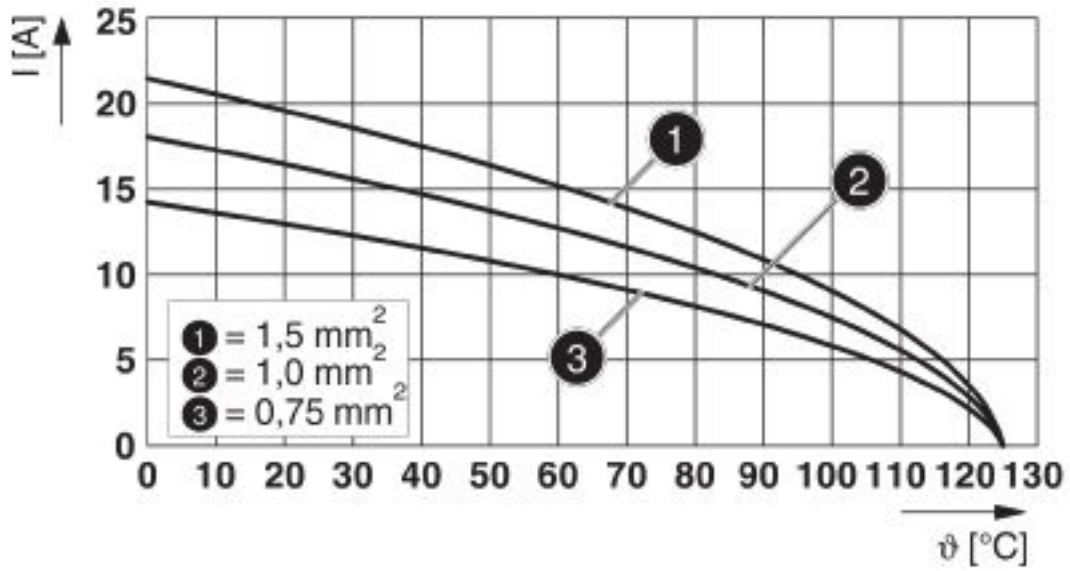
Schematic diagram



Connector pin assignment, connection side

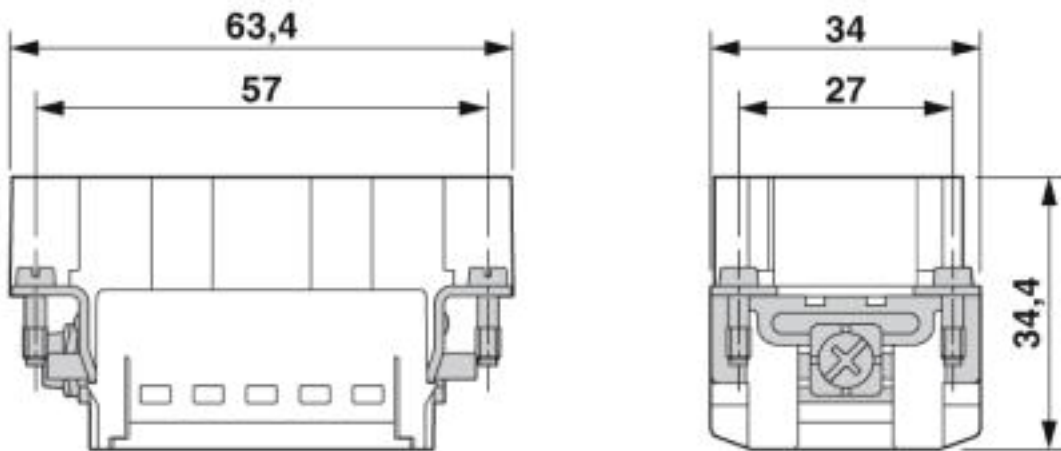
# Contact insert - HC-B10-I-TPT-M - 1423017

Diagram



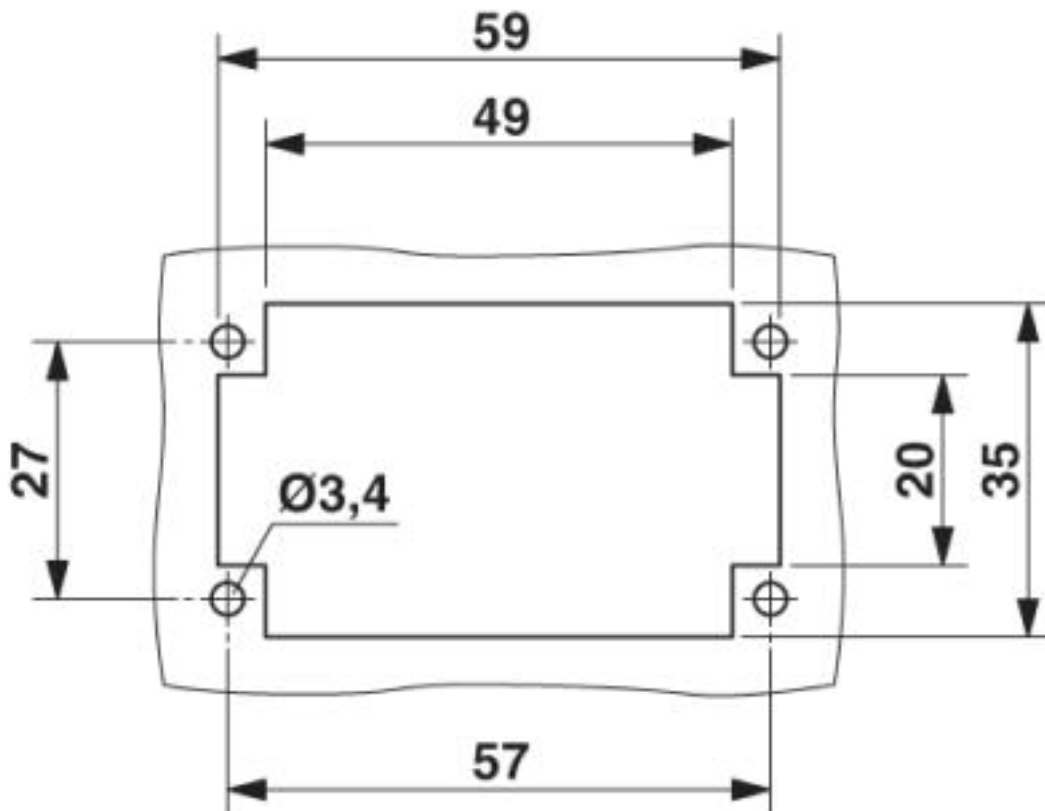
Derating diagram

Dimensional drawing



# Contact insert - HC-B10-I-TPT-M - 1423017

Dimensional drawing



Mounting cutout when used without housing

## Classifications

eCl@ss

eCl@ss 10.0.1	27440205
eCl@ss 5.1	27261200
eCl@ss 6.0	27261200
eCl@ss 7.0	27440205
eCl@ss 8.0	27440205
eCl@ss 9.0	27440205

ETIM

ETIM 5.0	EC000438
ETIM 6.0	EC000438
ETIM 7.0	EC000438

## Approvals

Approvals

# Contact insert - HC-B10-I-TPT-M - 1423017

## Approvals

Approvals

CSA / UL Recognized / EAC / EAC

Ex Approvals

## Approval details

CSA		<a href="http://www.csagroup.org/services-industries/product-listing/">http://www.csagroup.org/services-industries/product-listing/</a>	13631
Nominal voltage UN		600 V	
Nominal current IN		11 A	
mm <sup>2</sup> /AWG/kcmil		16	

UL Recognized		<a href="http://database.ul.com/cgi-bin/XYV/template/LISEXT/1FRAME/index.htm">http://database.ul.com/cgi-bin/XYV/template/LISEXT/1FRAME/index.htm</a>	E118976
Nominal voltage UN		600 V	
Nominal current IN		14 A	
mm <sup>2</sup> /AWG/kcmil		16	

EAC		EAC-Zulassung
-----	--	---------------

EAC		RU C- DE.BL08.B.00511
-----	--	--------------------------

## Accessories

Accessories

Coding element

Coding profile - CP-HC - 1686478



Coding profile, 4 coding profiles per strip, for insertion in coding keyways

# Contact insert - HC-B10-I-TPT-M - 1423017

## Accessories

---

Coding element - HC-CBU - 1676860



Coding socket for coding up to 16 connectors

---

Coding bolt - HC-CB - 1772722



Coding pin, prevents mismatching of up to six connectors with an identical number of positions

---

Coding element - HC-CST - 1676857



Coding peg for coding up to 16 connectors

---

## Crimping tool

Crimping pliers - CRIMPFOX 6 - 1212034



Crimping pliers, for ferrules without insulating collar according to DIN 46228 Part 1 and ferrules with insulating collar according to DIN 46228 Part 4, 0.25 mm<sup>2</sup> ... 6.0 mm<sup>2</sup>, lateral entry, trapezoidal crimp

---

## Docking frame

Docking frames - HC-B 10-ANDOCK - 1586125



Docking frame for racks, for contact inserts of B10 type, with four M5 flat headed screws, rack balance x/y axis +/- 1.5 mm

---

## Mounting material

## Contact insert - HC-B10-I-TPT-M - 1423017

### Accessories

Screw - HC-B-PES - 1604997



PE screw, for contact inserts HC-B / HC-BB / HC-DD / HC-D40 / HC-D64

---

PE multiplier - HC-B-3PE - 1644326



PE multiplier, for three PE connections, for HC-B (besides HC-B..E..ZZ) / HC-BB / HC-DD / HC-D40 / HC-D64 contact inserts

---

Strain relief clamp - HC-B-ZG - 1685327



Strain relief clamps contact inserts of series: B-, BB-, D 40, D 64, DD and HV, straight cable exit

---

Strain relief clamp - HC-B-ZS - 1685330



Strain relief clamps contact inserts of series: B-, BB-, D 40, D 64, DD and HV, lateral cable exit

---

### Additional products

Contact insert - HC-B10-I-TPT-F - 1423018



Contact insert, number of positions: 10+PE, size: B10, number of connections per position: 2, Socket, Push-in connection, 500 V, 16 A, 0.25 mm<sup>2</sup> ... 1.5 mm<sup>2</sup>, application: Power

---

---



Phoenix Contact 2020 © - all rights reserved  
<http://www.phoenixcontact.com>

PHOENIX CONTACT GmbH & Co. KG  
Flachmarktstr. 8  
32825 Blomberg  
Germany  
Tel. +49 5235 300  
Fax +49 5235 3 41200  
<http://www.phoenixcontact.com>