


FC Type Fixed Attenuators



■ Features

1. FC Type :Comply with IEC 61754-13 (JIS C 5970)
2. Maximum input power for SM :250mW
3. Polishing Type : AdPC(SM), PC(GI)
4. Dual wavelength (SM): 1310nm and 1550nm

Notice:

Plug key width: 2.1mm

Jack key width: 2.2mm

■ Applications

Power level adjustment of optical fiber communication networks.

■ Product Specification (For Single mode /For Multi mode)

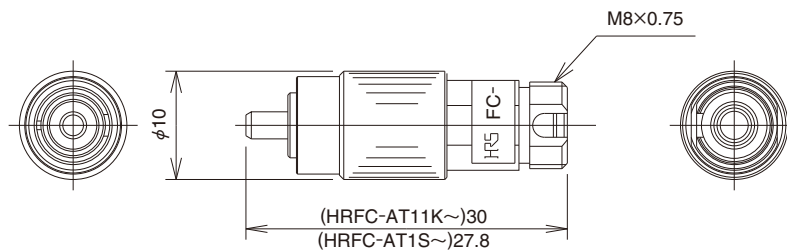

Ratings	Operating temperature range	-25°C to +70°C	Storage temperature range	-25°C to +85°C
	Max. Input Power	Single mode : 250mW Multi mode : 10mW	Fiber type	Single mode :SM Multi mode:GI-50/125

Item		Test Method	Specifications	
			For Single mode	For Multi mode
Optical Characteristics	Attenuation	Wavelength 1310±30nm Wavelength 1550±30nm	See the attenuation table on the next page	Attenuation ±1.5dB
	Return Loss	Wavelength 1310±30nm Wavelength 1550±30nm	≥ 40dB(AdPC)	≥ 22dB(PC)
Mechanical Characteristics	Adapter gauge holding force	Zirconia gauge of 2.499 ±0.0005 mm diameter.	2 to 3.9N	2 to 5.9N
	Durability (cycles, mating/unmating)	500 times	1) Meets Attenuation/Return Loss requirements. 2) No visible dislocation of clamp or cable.	
	Vibration	Frequency: 10 to 55 Hz, single amplitude of 0.75 mm, acceleration of 98.1m/s ² , 3 hours in each of the 3 axis.		
Shock	Acceleration of 981 m/s ² , 6 ms duration, sine half-wave waveform, 3 cycles in each of the 3 axis.			
Environmental Characteristics	Composite temperature -Humidity cyclic test	Humidity : 90% to 96% Temperature : -10°C to 65°C , Time : 240 hours(10 Cycles)		
	Change of temperature	Temperature : -25°C to +70°C , 100 cycles,		
	Dry heat	500 hours at +85°C		
	Cold	500 hours at -25°C		
	Salt mist	48 hours in a 5% concentration of salt mist		

Materials

Part	Material	
	For Single mode	For Multi mode
Coupling	Copper alloy	
Body	Stainless steel	
Ferrule	Zirconia	
Split sleeve	Zirconia	Phosphor Bronze

FC Type Fixed Attenuator



For Single mode (AdPC Polishing type, Maximum input power :250mW)

Part Number	CL No.	Attenuation	Attenuation Tolerance	Return Loss	Wavelength	Split sleeve	Fiber type	Label color
HRFC-AT11K-A01(60)	CL820-8001-7-60	1dB	± 0.5dB	≥40dB	1310nm & 1550nm	Zirconia	SM	Mauve
HRFC-AT11K-A02(60)	CL820-8002-0-60	2dB						
HRFC-AT11K-A03(60)	CL820-8003-2-60	3dB	± 0.6dB					
HRFC-AT11K-A04(60)	CL820-8004-5-60	4dB						
HRFC-AT11K-A05(60)	CL820-8005-8-60	5dB	± 10%					
HRFC-AT11K-A06(60)	CL820-8006-0-60	6dB						
HRFC-AT11K-A07(60)	CL820-8007-3-60	7dB						
HRFC-AT11K-A08(60)	CL820-8008-6-60	8dB						
HRFC-AT11K-A09(60)	CL820-8009-9-60	9dB	± 1.5dB					
HRFC-AT11K-A10(60)	CL820-8010-8-60	10dB						
HRFC-AT11K-A15(60)	CL820-8011-0-60	15dB						
HRFC-AT11K-A20(60)	CL820-8012-3-60	20dB						
HRFC-AT11K-A25(60)	CL820-8013-6-60	25dB						

For Multi mode (PC Polishing type, Maximum input power 10mW)

Part Number	CL No.	Attenuation	Attenuation Tolerance	Return Loss	Wavelength	Split sleeve	Fiber type	Label color
HRFC-AT1S-B05A(60)	820-0063-0-60	5dB	± 1.5dB	≥22dB	1310nm	Phosphor Bronze	GI-50/125	Yellow
HRFC-AT1S-B10A(60)	820-0064-3-60	10dB						
HRFC-AT1S-B15A(60)	820-0065-6-60	15dB						
HRFC-AT1S-B20A(60)	820-0066-9-60	20dB						