

MS-107-3



MS-107-3


Reed Sensor pitch 17.78 mm


Electrical Characteristics		@ 25 °C
Contact form		A
Contact rating max.	W / VA	10
Switching voltage max.	VDC	180
	VAC	130
Switching current max.	A	0.7
Carry current max.	A	1
Breakdown voltage min.	VDC	200
Total resistance max. (initial)	mΩ	150
Insulation resistance min.	Ω	10 ⁹

Features
➤ Mechanically protected
➤ Not ESD sensitive
➤ Various sensitivity ranges available
➤ Customized types available

Magnetical Characteristics (of unmodified Reed Switch)		@ 25 °C
Pull in range available	AT	10 - 25
Drop out min.	AT	4
Test coil	TC -	010
Test equipment tolerance	± AT	2

Approvals





Operating Characteristics (of unmodified Reed Switch)		@ 25 °C
Switching frequency max.	Hz	500
Resonant frequency typ.	Hz	5000
Operate time max. (incl. bounce)	ms	0.5
Release time max.	ms	0.3

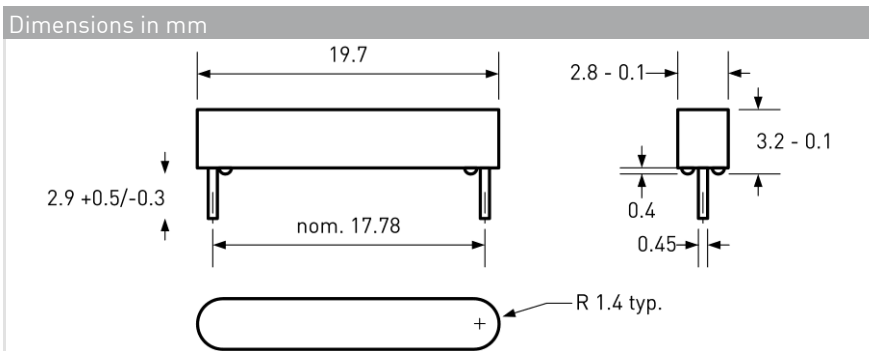
Environmental Characteristics		
Operating temperature	°C	-20 to + 85
Vibration [50-2000 Hz]	g	20
Shock [1/2 sin 11 ms]	g	100

Ordering Information	
Packing Unit	500 pcs
Weight per piece	0.42 g
Weight per package	255 g
Standard AT Ranges	

- 1 = 10 to 15 AT
- 2 = 15 to 20 AT
- 3 = 20 to 25 AT

Ordering Example
MS-107-3-1 describes MS-107 with 10-15 AT

Remarks
When mounted onto ferromagnetic parts switching distance of MS-107-3 may reduce. Electromagnetical influences and magnetic fields may change the switching behaviour of the sensor.



Material Information		
Housing	Material PA-GF	Colour black
Potting compound	Epoxy	black