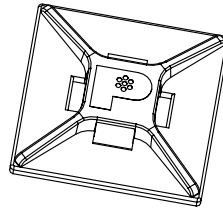
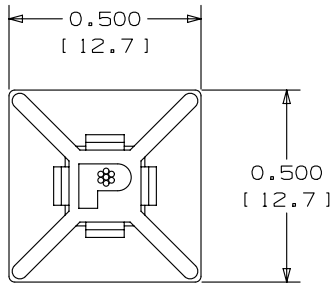


THIS COPY IS PROVIDED ON A RESTRICTED BASIS AND IS NOT TO BE USED IN ANY WAY DETRIMENTAL TO THE INTERESTS OF PANDUIT CORP.

NO WARRANTY, EXPRESSED OR IMPLIED, IS MADE BY PANDUIT WITH RESPECT TO ADHESIVE BOND PERFORMANCE. AMONG OTHER THINGS, THE CONDITIONS UNDER WHICH THESE MOUNTS MAY BE APPLIED AND/OR THE SURFACE TO WHICH THEY MAY BE APPLIED ARE BEYOND PANDUIT'S CONTROL.

PANDUIT PART NUMBER*	WEIGHT lbs/100 pcs [g]/100 pcs
ABM1M-A	0.05 [23]

B



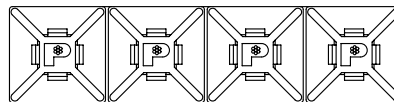
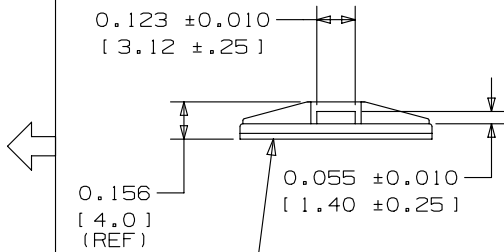
B

TO APPLY MOUNTS:

- 1) REMOVE MOUNT FROM PROTECTIVE LINER.
- 2) PLACE IN DESIRED LOCATION.
- 3) APPLY PRESSURE TO TOP SURFACE OF MOUNT.

NOTES:

- *1. SEE www.panduit.com FOR CURRENT PART NUMBER SUFFIX DESIGNATION AND FOR PACKAGE SIZE AND PART COLOR.
2. USE MOUNTS WITH ONLY MINIATURE CABLE TIE CROSS SECTIONS.
3. MOUNTS ARE SUPPLIED IN STRIPS OF FOUR.
4. MOUNT HAS A CONTINUOUS OPERATING TEMPERATURE OF 120°F (49°C).



ACTUAL SIZE

ADHESIVE BACKING:
PRESSURE SENSITIVE FOAM TAPE
0.040(1.0) THICK WITH PROTECTIVE
LINER. MOUNT IS DESIGNED TO
SUPPORT 0.13lbs. (59 g) MAX. WEIGHT
ON A CLEAN, DRY, SMOOTH, GREASE-
FREE SURFACE.

DIMENSIONS IN BRACKETS ARE METRIC [mm]

A

A

ABM1M-A - ADHESIVE BACKED MOUNT

CONTROL DRAWING

ITEM REVISION NAME
10B0150J/00

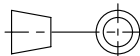
DATASET FILE NAME
10B0150J_DC/00 GB0239DC_REV04



UNLESS OTHERWISE SPECIFIED,
DIMENSIONAL TOLERANCES ARE: IN [mm]
.x ± 0.05 [1.3] .xxx ± 0.010 [0.25]
.xx ± 0.02 [0.5] ANGLES ± 5°

MATERIAL:
NYLON 6.6

DRAWING NUMBER:
GB0239DC



THIRD ANGLE
PROJECTION

04	10/20/14	BWG	MPH	JADE	UPDATED TITLE BORDER. REVISED NOTE 1 AND MATERIAL NOTE, SEE ECN FOR COMPLETE DETAILS.	GB0239DC/04
----	----------	-----	-----	------	---	-------------

REV	DATE	BY	CHK	APR	DESCRIPTION	ECN	DRAWN BY	DATE	CHK	SCALE	SHT 1 OF 1	SIZE
							CJG	5/15/96		NONE		A