



Micro Commercial Components



Micro Commercial Components
 130 W Cochran St, Unit B
 Simi Valley, CA 93065
 Tel:818-701-4933

BC847PN

Features

- Lead Free Finish/RoHS Compliant ("P" Suffix designates RoHS Compliant. See ordering information)
- Ideally Suited for Automatic Insertion
- Ultra-Small Surface Mount Package
- Epoxy meets UL 94 V-0 flammability rating
- Moisture Sensitivity Level 1
- Halogen free available upon request by adding suffix "-HF"

Mechanical Data

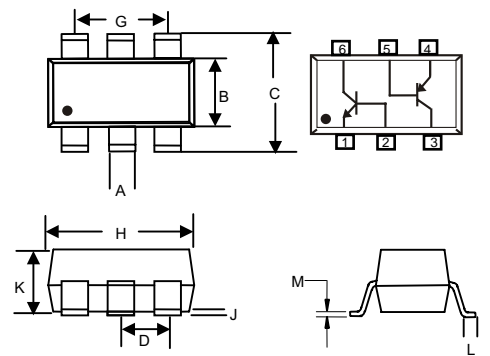
- Case: SOT-363, Molded Plastic
- MAKING: 7P / 1K

Maximum Ratings @ 25°C Unless Otherwise Specified

Symbol	Parameter	Value	Units
OFF CHARACTERISTICS			
I_C	Collector Current	100	mAdc
I_{CM}	Peak Collector Current	200	mAdc
P_d	Power Dissipation @ $T_s=50^\circ\text{C}$	200	mW
T_J, T_{STG}	Operating & Storage Temperature	-55~+150	°C

PNP and NPN Small Signal Transistor 200mW

SOT-363



DIM	DIMENSIONS				NOTE
	INCHES		MM		
	MIN	MAX	MIN	MAX	
A	.006	.014	0.15	0.35	
B	.045	.053	1.15	1.35	
C	.079	.096	2.00	2.45	
D	.026		0.65Nominal		
G	.047	.055	1.20	1.40	
H	.071	.087	1.80	2.20	
J	---	.004	---	0.10	
K	.035	.043	0.90	1.10	
L	.010	.018	0.26	0.46	
M	.003	.006	0.08	0.15	

CHARACTERISTICS of NPN Transistor (Tamb=25°C unless otherwise specified)

Parameter	Symbol	Test conditions	MIN	TYP	MAX	UNIT
Collector-base breakdown voltage	$V_{(BR)CBO}$	$I_C=10\mu A, I_E=0$	50			V
Collector-emitter breakdown voltage	$V_{(BR)CEO}$	$I_C=10mA, I_B=0$	45			V
Emitter-base breakdown voltage	$V_{(BR)EBO}$	$I_E=1\mu A, I_C=0$	6			V
Collector cut-off current	I_{CBO}	$V_{CB}=30V, I_E=0$			15	nA
Emitter cut-off current	I_{EBO}	$V_{EB}=5V, I_C=0$			100	nA
DC current gain	h_{FE1}	$V_{CE}=5V, I_C=2mA$	200		450	
Collector-emitter saturation voltage	$V_{CE(sat)}$	$I_C=10mA, I_B=0.5mA$			0.25	V
	$V_{CE(sat)}$	$I_C=100mA, I_B=5mA$			0.6	V
Base-emitter saturation voltage	$V_{BE(sat)}$	$I_C=10mA, I_B=0.5mA$		0.7		V
	$V_{BE(sat)}$	$I_C=100mA, I_B=5mA$		0.9		V
Base-emitter voltage	V_{BEon}	$V_{CE}=5V, I_C=2mA$	0.58		0.7	V
	V_{BEon}	$V_{CE}=5V, I_C=10mA$			0.72	V
Collector output capacitance	C_{ob}	$V_{CB}=10V, I_E=0, f=1MHz$			6.0	pF
Transition frequency	f_T	$V_{CE}=5V, I_C=10mA, f=100MHz$	100			MHz
Noise figure	NF	$V_{CE}=5V, I_C=0.2mA,$ $f=1kHz, R_g=2K\Omega, \Delta f=200Hz$			10	dB

CHARACTERISTICS of PNP Transistor (Tamb=25°C unless otherwise specified)

Parameter	Symbol	Test conditions	MIN	TYP	MAX	UNIT
Collector-base breakdown voltage	$V_{(BR)CBO}$	$I_C=-10\mu A, I_E=0$	-50			V
Collector-emitter breakdown voltage	$V_{(BR)CEO}$	$I_C=-10mA, I_B=0$	-45			V
Emitter-base breakdown voltage	$V_{(BR)EBO}$	$I_E=-1\mu A, I_C=0$	-5			V
Collector cut-off current	I_{CBO}	$V_{CB}=-30V, I_E=0$			-15	nA
Emitter cut-off current	I_{EBO}	$V_{EB}=-5V, I_C=0$			-100	nA
DC current gain	h_{FE1}	$V_{CE}=-5V, I_C=-2mA$	220		475	
Collector-emitter saturation voltage	$V_{CE(sat)}$	$I_C=-10mA, I_B=-0.5mA$			-0.3	V
	$V_{CE(sat)}$	$I_C=-100mA, I_B=-5mA$			-0.65	V
Base-emitter saturation voltage	$V_{BE(sat)}$	$I_C=-10mA, I_B=-0.5mA$		-0.7		V
	$V_{BE(sat)}$	$I_C=-100mA, I_B=-5mA$			-0.95	V
Base-emitter voltage	V_{BEon}	$V_{CE}=-5V, I_C=-2mA$	-0.6		-0.75	V
	V_{BEon}	$V_{CE}=-5V, I_C=-10mA$			-0.82	V
Collector output capacitance	C_{ob}	$V_{CB}=-10V, I_E=0, f=1MHz$			4.5	pF
Transition frequency	f_T	$V_{CE}=-5V, I_C=-10mA, f=100MHz$	100			MHz
Noise figure	NF	$V_{CE}=-5V, I_C=-0.2mA,$ $f=1kHz, R_g=2K\Omega, \Delta f=200Hz$			10	dB

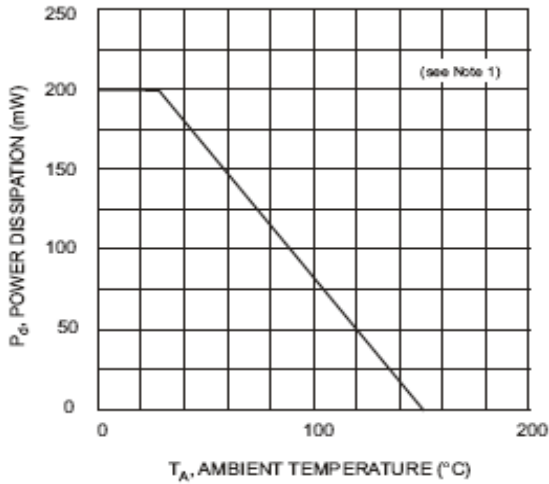


Fig. 1, Power Derating Curve (Total Device)

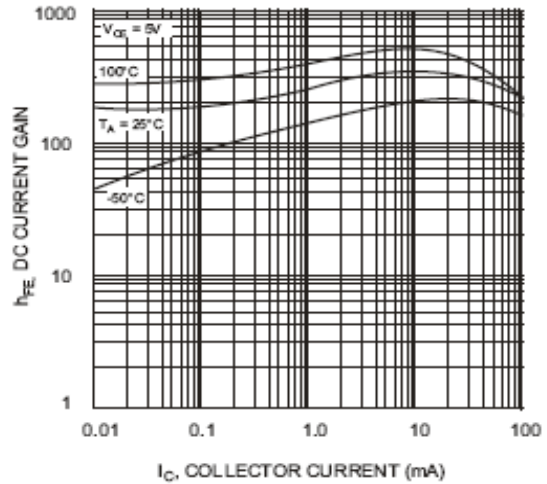


Fig. 2, DC Current Gain vs Collector Current (BC847B)

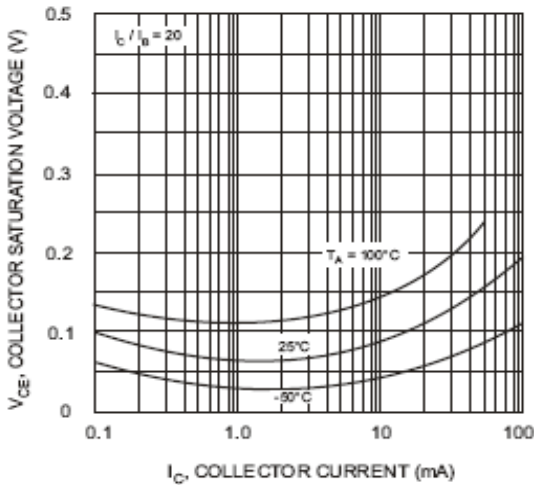


Fig. 3, Collector Saturation Voltage vs Collector Current (BC847B)

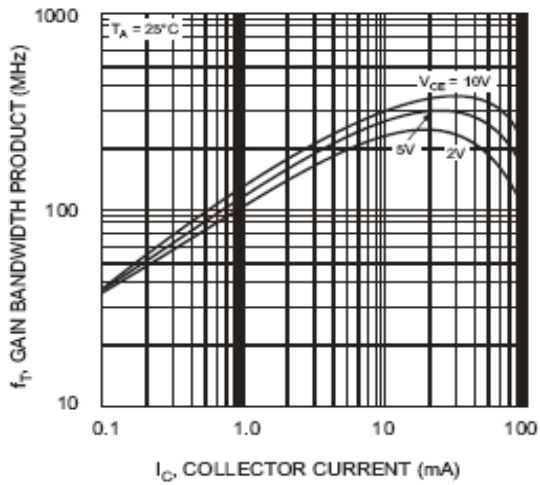


Fig. 4, Gain Bandwidth Product vs Collector Current (BC847B)

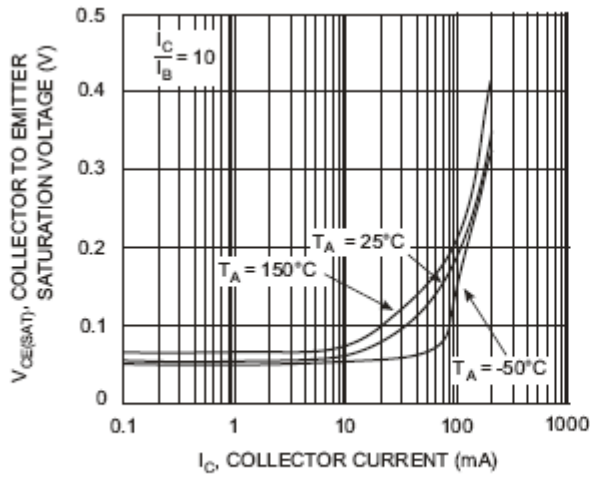


Fig. 5, Collector-Emitter Saturation Voltage vs. Collector Current (BC857B)

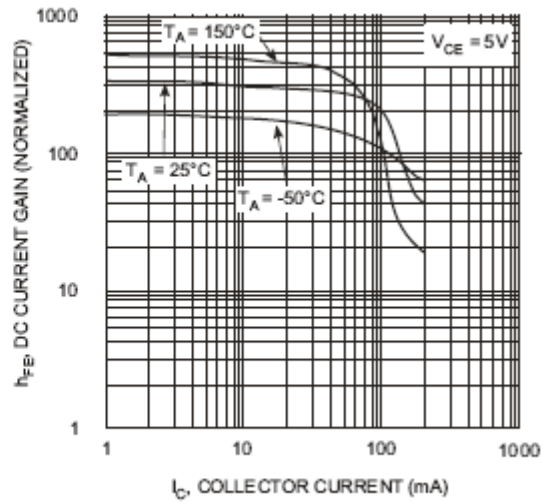


Fig. 6, DC Current Gain vs. Collector Current (BC857B)

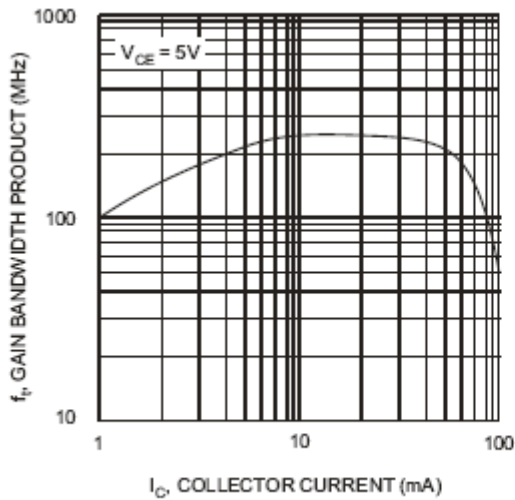


Fig. 7, Gain Bandwidth Product vs Collector Current (BC857B)



Micro Commercial Components

Ordering Information :

Device	Packing
Part Number-TP	Tape&Reel; 3Kpcs/Reel

Note : Adding "-HF" suffix for halogen free, eg. Part Number-TP-HF

IMPORTANT NOTICE

Micro Commercial Components Corp. reserves the right to make changes without further notice to any product herein to make corrections, modifications, enhancements, improvements, or other changes. Micro Commercial Components Corp. does not assume any liability arising out of the application or use of any product described herein; neither does it convey any license under its patent rights, nor the rights of others. The user of products in such applications shall assume all risks of such use and will agree to hold Micro Commercial Components Corp. and all the companies whose products are represented on our website, harmless against all damages.

LIFE SUPPORT

MCC's products are not authorized for use as critical components in life support devices or systems without the express written approval of Micro Commercial Components Corporation.

CUSTOMER AWARENESS

Counterfeiting of semiconductor parts is a growing problem in the industry. Micro Commercial Components (MCC) is taking strong measures to protect ourselves and our customers from the proliferation of counterfeit parts. MCC strongly encourages customers to purchase MCC parts either directly from MCC or from Authorized MCC Distributors who are listed by country on our web page cited below. Products customers buy either from MCC directly or from Authorized MCC Distributors are genuine parts, have full traceability, meet MCC's quality standards for handling and storage. MCC will not provide any warranty coverage or other assistance for parts bought from Unauthorized Sources. MCC is committed to combat this global problem and encourage our customers to do their part in stopping this practice by buying direct or from authorized distributors.

www.mccsemi.com