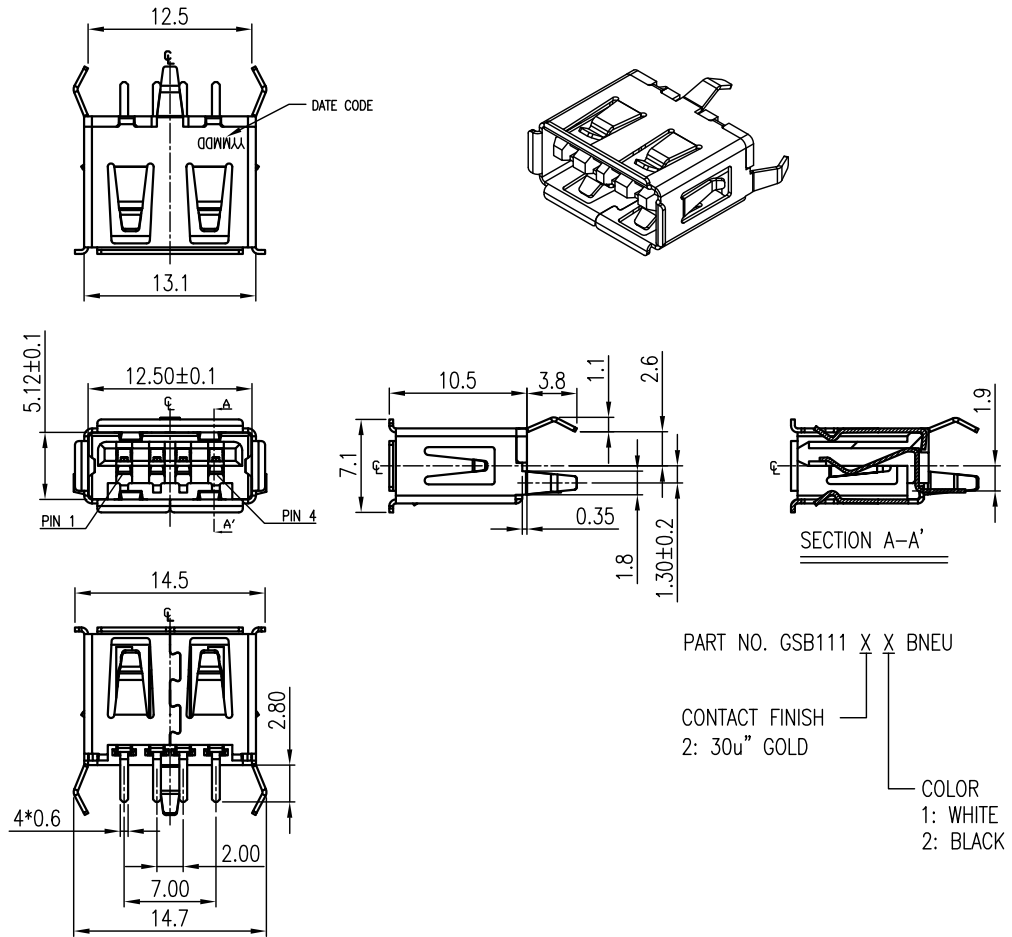


This document is the property of Amphenol Corporation and is delivered on the express condition that is not to be disclosed, reproduced or used, in whole or in part, for manufacture or sale by anyone other than Amphenol Corporation without its prior consent, and that no right is granted to disclose or to use any information in this document.  
 The marking on this product doesn't contain environmental hazardous materials per directive 2011/65/EU for RoHS compliant.

REVISIONS				
SYM	ECN No.	DESCRIPTION	DATE	APPROVED
A		RELEASE REVISION	08/08/2011	Arron Lin
B	NE-20024	UPDATE DRAWING TO MEET CURRENT PRODUCT OUTLINE	03/09/2020	Roger Tsai

**NOTES:**

- MATERIAL:**  
 HOUSING: PLASTIC PBT, UL94V-0, COLOR: OPTION.  
 TERMINAL: COPPER ALLOY.  
 SHELL: SPCC.
- FINISH:**  
 TERMINAL:  
 CONTACT AREA: SELECTIVE GOLD PLATING THICKNESS MIN.;  
 SOLDERING AREA: MATTE TIN PLATING 100 μ" THICKNESS MIN.;  
 UNDER PLATING: NICKEL PLATING 50 μ" THICKNESS MIN. OVERALL.  
 SHELL: NICKEL PLATING 50u" THICKNESS MIN. OVERALL.
- PRODUCT SPECIFICATION REFER TO :** PS-7329.
- FOR WAVE SOLDERING PROCESS ONLY.**
- THIS PRODUCT DOESN'T CONTAIN ENVIRONMENTAL HAZARDOUS PER DIRECTIVE 2011/65/EU FOR RoHS COMPLIANT.**



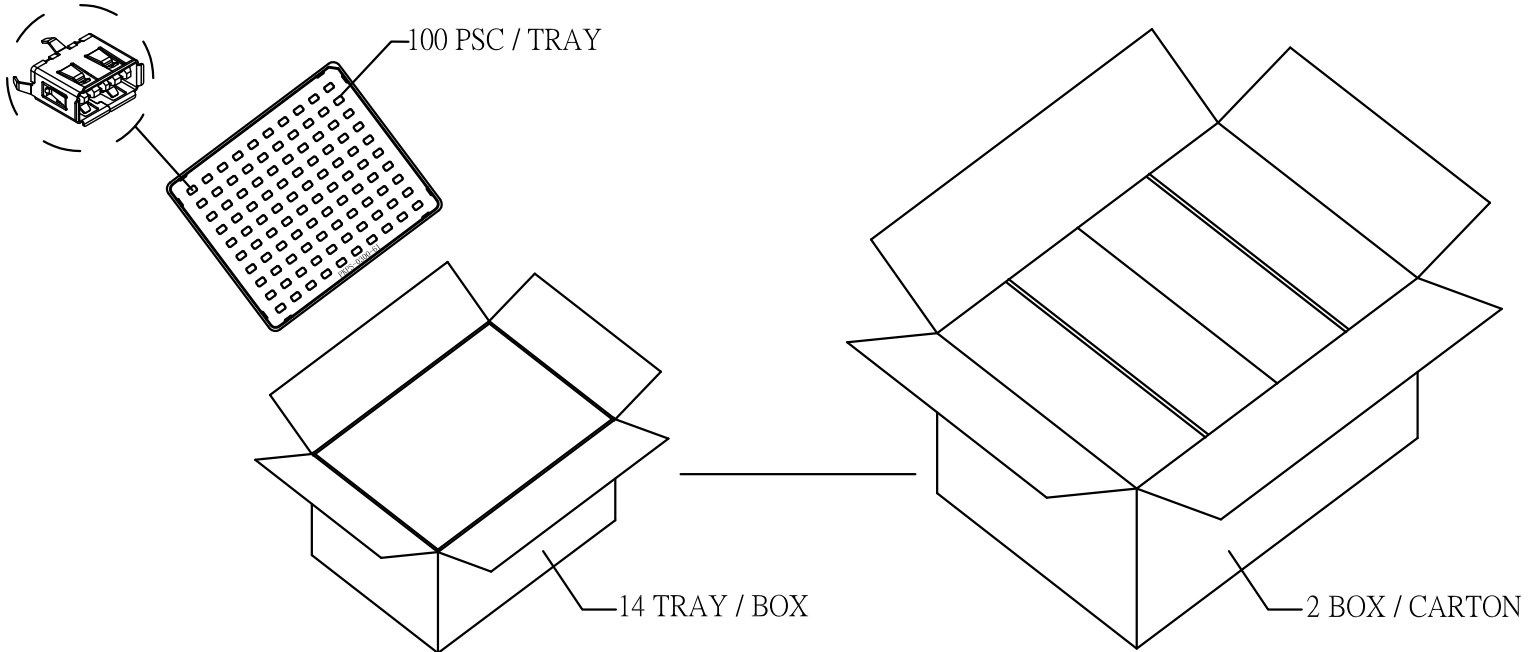
PART NO. GSB111 X X BNEU  
 CONTACT FINISH  
 2: 30u" GOLD  
 COLOR  
 1: WHITE  
 2: BLACK

RECOMMENDED P.C.B LAYOUT (COMPONENT SIDE)  
 P.C.B THICKNESS=1.20mm  
 (TOLERANCE=±0.05)

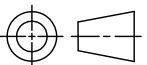
TOLERANCE	APPROVALS	DATE	TITLE		Amphenol®	
X. X.X ±0.30 X.XX ±0.20 X.XXX ±0.10	DRAWN Debby Hung	03/09/2020	USB A TYPE RECEPTACLE, STRAIGHT, PCB MOUNT		Amphenol Corporation Amphenol Taiwan Corporation	
	CHECKED Sandy Wu	03/09/2020				
	APPROVED Roger Tsai	03/09/2020				
ANGULAR ±1°	DWG TYPE CUST DWG	PROJECT CODE OTHER	UNIT mm	SCALE NA	SIZE A3	PART No. GSB111XXBNEU
UNLESS OTHERWISE SPECIFIED			SHEET 1 OF 2		DWG No. GSB111XXBNEU	REV. B

This document is the property of Amphenol Corporation and is delivered on the express condition that it is not to be disclosed, reproduced or used, in whole or in part, for manufacture or sale by anyone other than Amphenol Corporation without its prior consent, and that no right is granted to disclose or to use any information in this document.  
 The marking on this product doesn't contain environmental hazardous materials per directive 2011/65/EU for RoHS compliant.

REVISIONS				
SYM	ECN No.	DESCRIPTION	DATE	APPROVED
A		RELEASE REVISION	08/08/2011	Arron Lin
B	NE-20024	UPDATE DRAWING TO MEET CURRENT PRODUCT OUTLINE	03/09/2020	Roger Tsai



PACKAGING BY TRAY	6.60	3.30	100	14	2800	GSB111XXBNEU
	G/W KG	N/W KG	PCS/ TRAY	TRAYS/ BOX	QUANTITY (PCS)	PART NUMBER

TOLERANCE		APPROVALS		DATE	TITLE		<b>Amphenol®</b> Amphenol Corporation Amphenol Taiwan Corporation			
X.		DRAWN	Debby Hung	03/09/2020	USB A TYPE RECEPTACLE, STRAIGHT, PCB MOUNT		PART No. GSB111XXBNEU			
X.X	±0.30	CHECKED	Sandy Wu	03/09/2020					REV. B	
X.XX	±0.20	APPROVED	Roger Tsai	03/09/2020			UNIT mm    SIZE A3 SCALE NA    SHEET 2 OF 2		DWG No. GSB111XXBNEU	
X.XXX	±0.10	UNLESS OTHERWISE SPECIFIED		DWG TYPE CUST DWG	PROJECT CODE OTHER					
ANGULAR	±1°									