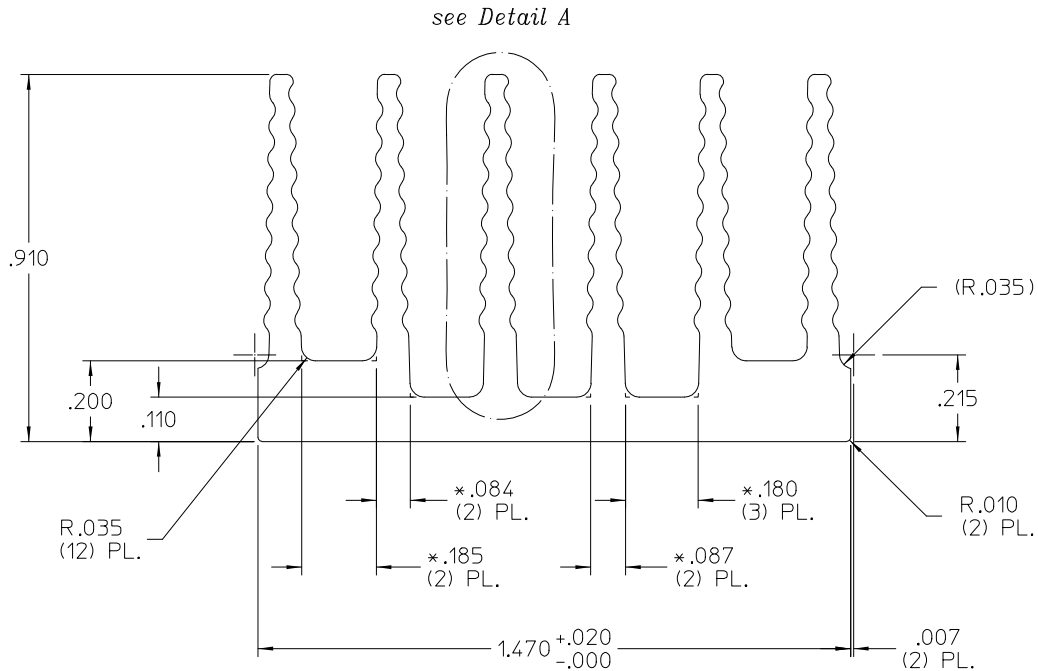


THIS DOCUMENT AND THE DATA DISCLOSED HEREIN OR HEREWITH IS NOT TO BE REPRODUCED, USED, OR DISCLOSED IN WHOLE OR IN PART TO ANYONE WITHOUT PERMISSION OF VICOR CORP.

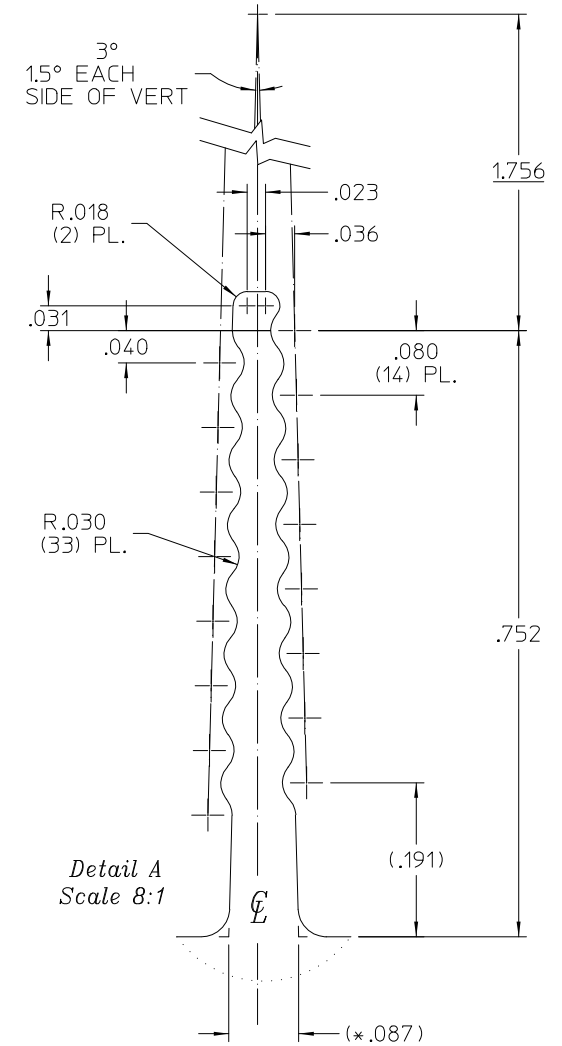
REV.	DESCRIPTION	DATE	APPROVED
	SEE SHEET 1 OF 2		



PROFILE COMMON
FOR
30183
30190

NOTES:

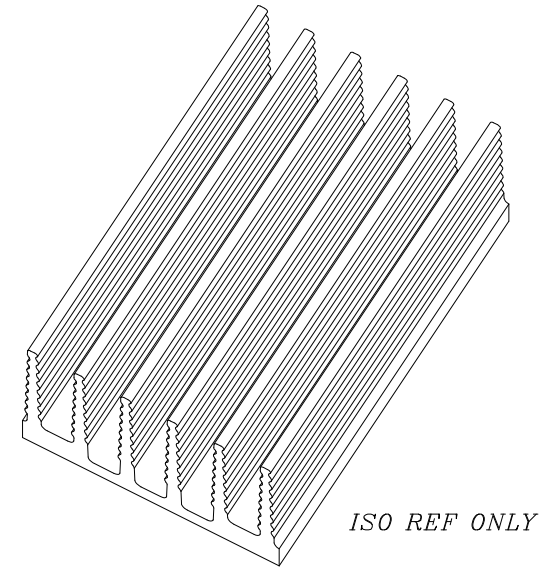
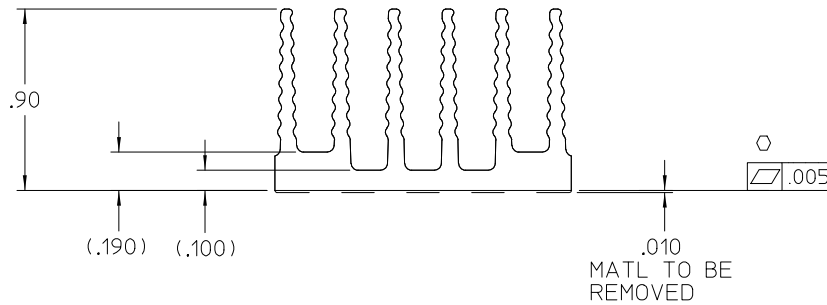
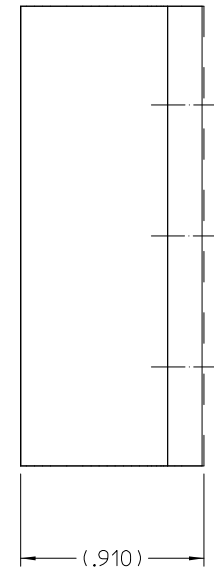
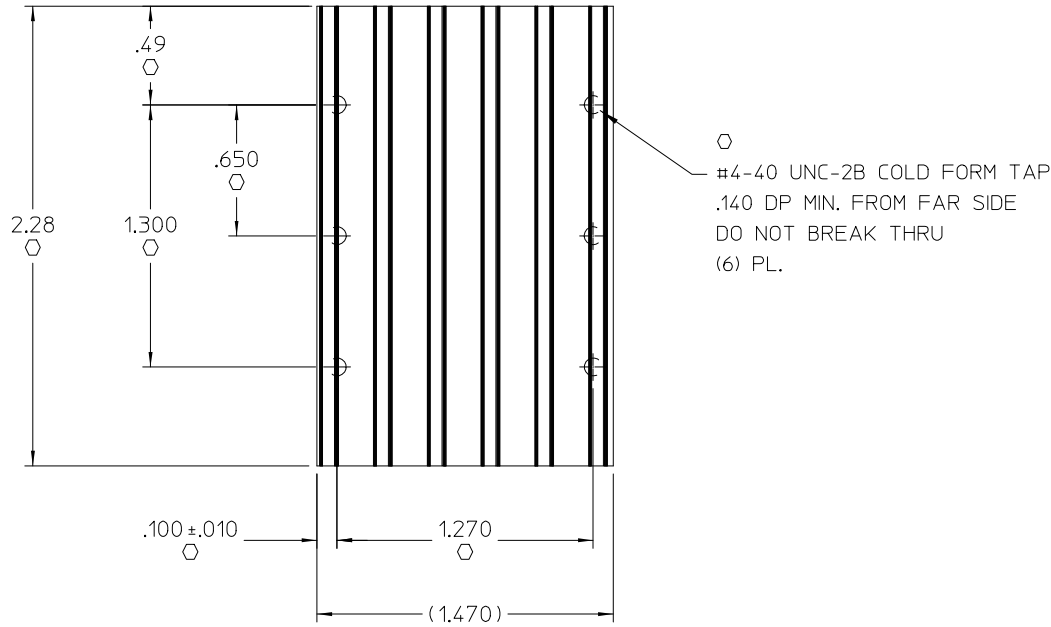
1. MATL: ALUMINUM 6063-T5
2. * DENOTES DIMENSION TO THEORETICAL SHARP CORNER.
3. ALL DIMENSIONS ARE CRITICAL CHARACTERISTICS.
4. RoHS COMPLIANT PER CST-0001 LATEST REVISION.
5. WORKMANSHIP STANDARDS WS-0004, WS-0006 AND WS-0007 APPLY TO THIS PART.



DRAWN BY G.C.KEAY	DATE 11/2/09		
<small>UNLESS OTHERWISE SPECIFIED DIMENSIONS ARE IN INCHES - TOLERANCES ARE:</small> <small>FRACTIONS DECIMALS ANGLES</small> <small>+1/64 .XX+ .01 *1°</small> <small>.XXX-.005</small>			
<small>THIRD ANGLE PROJECTION</small> 		<small>HS CFG "C" LONG, .9H, LOW FLOW, THREADED, EXTRUSION</small>	
SIZE C	CAGE CODE 67131	DWG NO 30190	REV 2
SCALE 4:1		SHEET 2 OF 2	

THIS DOCUMENT AND THE DATA DISCLOSED HEREIN OR HEREWITH IS NOT TO BE REPRODUCED, USED, OR DISCLOSED IN WHOLE OR IN PART TO ANYONE WITHOUT PERMISSION OF VICOR CORP.

REV.	DESCRIPTION	DATE	APPROVED
1	RELEASED PER E050350	LEK 11/16/05	EF
2	REVISED PER E091977a	GCK 11/2/09	MM



NOTES

1. MATERIAL: EXTRUSION SEE SHEET 2 OF 2.
2. REMOVE ALL BURRS AND SHARP EDGES.
3. CLEAR FINISH, RoHS COMPLIANT, CHROMIUM FREE PER CST-0001 LATEST REVISION.
4. "O" DENOTES CRITICAL CHARACTERISTIC FOR LOT INSPECTION.

DRAWN BY <i>P.E.IENI</i>		DATE 06/29/05			
<small>UNLESS OTHERWISE SPECIFIED DIMENSIONS ARE IN INCHES - TOLERANCES ARE:</small> <small>FRACTIONS DECIMALS ANGLES</small> <small>+1/64 .XX+ .01 °1°</small> <small>.XXX-.005</small>					
THIRD ANGLE PROJECTION		SIZE C	CAGE CODE 67131	DWG NO 30190	REV 2
DO NOT SCALE DRAWING		SCALE 2:1	SHEET 1 OF 2		