

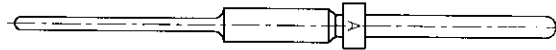
Size 22 Posted Contacts for Series 90 Connectors

Size 22 Posted Contacts

Material and Finish

Pin and Socket Body — Leaded nickel copper or beryllium copper

Socket Hood — See chart below



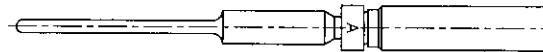
Pin
(See drawing No. 207683
for latest configurations)

Pin and Socket
Insertion/Extraction Tool

AMP Part Number 91067-1 or
MIL Part Number M81969/1-04

Insertion tip, for replacement
Part Number 126237-1

Extraction tip, for replacement
Part Number 126195-2

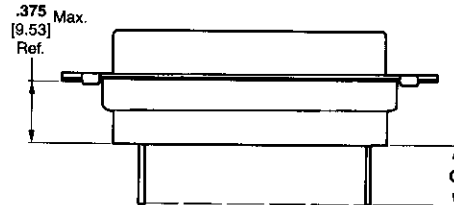


Socket
(See drawing No. 207684
for latest configurations)

Notes:

1. Contacts on this page can be used with connectors on pages 5130-5134, 5140. See page 5145 for PCB layouts.
2. Mating End of pin and socket complies with MIL-C-39029.

Post Diameter ± .002 [± .050]	Post Extension C ± .025 [± 0.63]	Part Nos.		Contact Plating	Socket Hood Material and Finish
		Pin	Socket		
.018 0.46	.175 4.45	207683-6	207684-3	Pin .000050-.000100 [0.00127-0.00254] thick gold plate over .000100-.000150 [0.00254-0.00381] thick copper underplate	Socket .000050-.000100 [0.00127-0.00254] thick gold plate over .000100-.000250 [0.00254-0.00635] thick copper underplate
	.275 6.99	207683-2	207684-1		Brass or Beryllium copper with .000050-.000100 [0.00127-0.00254] thick gold plate over .000100-.000250 [0.00254-0.00635] thick copper underplate
	.525 13.34	207683-4	207684-2		
	.025 0.64	.275 6.99	207683-8	207684-4	.000050-.000100 [0.00127-0.00254] thick gold plate over .000050-.000150 [0.00127-0.00381] thick nickel underplate
.018 0.46	.275 6.99	—	207684-5	.000050-.000100 [0.00127-0.00254] thick gold plate over	Passivated Stainless Steel
	.525 13.34	207683-9	—	.000050-.000150 [0.00127-0.00381] thick nickel underplate	
	.175 4.45	1-207683-1	—	.000050-.000100 [0.00127-0.00254] thick gold plate over .000200-.000250 [0.00508-0.00635] thick nickel underplate	—



Post extension when used in a standard connector

Pin and Socket Connectors