

FOR MORE INFORMATION

Technical Support

Internet: www.te.com/ADM
USA: +1 (800) 522-6752
Canada: +1 (905) 470-4425
Mexico: +52 (0) 55-1106-0814
C. America: +52 (0) 55-1106-0814
South America: +55 (0) 11-2103-6000
Germany: +49 (0) 6251-133-1999
Great Britain: +44 (0) 8706-080208
France: +33 (0) 1-3420-8686
Netherlands: +31 (0) 73-6246-999
China: +86 (0) 400-820-6015

Follow us on Twitter for all the latest product news
@TEConnectivity, and on Facebook, TEConnectivity.



www.te.com/ADM

© 2012 Tyco Electronics Corporation. All Rights Reserved.

1-1773456-0 ADM/RRD 2.5M 01/2012

Raychem, TE Connectivity and the TE connectivity (logo) are trademarks of the TE Connectivity Ltd. family of companies.

Other products, logos, and company names mentioned herein may be trademarks of their respective owners.

While TE has made every reasonable effort to ensure the accuracy of the information herein, nothing herein constitutes any guarantee that such information is error-free, or any other representation, warranty or guarantee that the information is accurate, correct, reliable current. The TE entity issuing this publication reserves the right to make any adjustments to the information contained herein at any time without notice. All implied warranties regarding the information contained herein, including, but not limited to, any implied warranties of merchantability or fitness for a particular purpose are expressly disclaimed. The dimensions herein are for reference purposes only and are subject to change without notice. Specifications are subject to change without notice. Consult TE for the latest dimensions and design specifications.



Raychem Heat-Shrinkable Cable Entry Seals





KEY FEATURES

- Strain relief
- NPT capacity
- Cable entry sealing
- Metal or nylon nut
- Multi-leg breakouts
- Available in right-angle

DESCRIPTION

Heat-shrinkable cable entry seals (CES) provide a watertight, fume-tight seal where cables enter connection boxes, bulkheads, or other enclosures. CESs are available in two basic types: standard and threaded.

The standard CES for thin-wall enclosures consists of a three-part assembly: a rigid nylon nut, an O-ring, and a heat-shrinkable molded body. The CES for threaded-hole applications is a one-part assembly that combines a tapered national pipe thread (NPT) in rigid nylon with a heat-shrinkable molded body. To meet sealing requirements, all CESs have factory-applied adhesive that provides the seal to wire and cable jackets.

APPLICATIONS

- Cable penetration into panels, junction boxes and sealed cabinets
- Bulkhead penetration

ELECTRICAL

Rated to 600 volts

PHYSICAL OR OTHER PROPERTIES

Polyolefin shrinkable body

Metal or nylon nut

Hot melt thermoplastic adhesive

MECHANICAL

Pressure sealing: 25 psi

MATERIALS

Molded heat-shrink body: Flame retardant polyolefin

Adhesive: Hot melt adhesive

STANDARDS & SPECS

Raychem CES Specification RT-1335

SAE-AS81765/1 Type 1

Raychem Molded Heat-Shrink Body Specification RT-301

Raychem Adhesive Specification RW-2019

ORDERING INFORMATION

Minimum order quantity varies by part

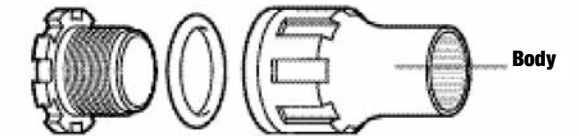
APPLICATION TOOLING

Raychem CV Series, HL Series and HG Series hot air heating tools

PRODUCT DIMENSIONS

Standard CES

Dimensions are mm [inches]

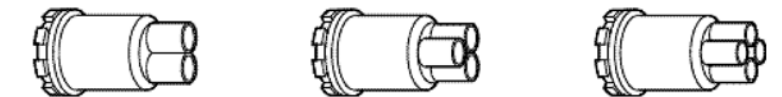


Part No.	No. of Legs	Overall Nom. Recommended Length	Min. Expanded I.D. Body	Max. Recovered I.D. Body	Max. I.D. of Part	Drill Size	Max. O.D. of Nut
CES-1	1	69.85 [2.75]	12.70 [0.50]	4.32 [0.17]	19.05 [0.75]	25.40 [1.00]	35.81 [1.410]
CES-2	1	69.85 [2.75]	19.05 [0.75]	6.35 [0.25]	19.05 [0.75]	25.40 [1.00]	35.81 [1.410]
CES-3	1	95.25 [3.75]	28.45 [1.12]	12.70 [0.50]	27.94 [1.10]	35.05 [1.38]	48.31 [1.902]
CES-4	1	114.30 [4.50]	40.64 [1.60]	19.05 [0.75]	39.62 [1.56]	50.80 [2.00]	69.09 [2.720]
CES-4S*	1	114.30 [4.50]	50.80 [2.00]	19.05 [0.75]	53.34 [2.10]	59.94 [2.36]	85.09 [3.350]
CES-5	1	177.80 [7.00]	69.85 [2.75]	36.32 [1.43]	73.66 [2.90]	88.90 [3.50]	103.38 [4.070]

*Part configuration may be different than depicted in figure. Contact TE for specification. Also available in threaded version.

Breakout CES

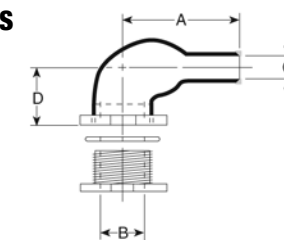
Dimensions are mm [inches]



Part No.	No. of Legs	Overall Nom. Recommended Length	Min. Expanded I.D. (Each Leg)	Max. Recovered I.D. (Each Leg)	Max. I.D. of Part	Drill Size	Max. O.D. of Nut
CES-2-D1A	2	69.85 [2.75]	15.24 [0.60]	2.79 [0.11]	19.05 [0.75]	25.40 [1.00]	35.81 [1.41]
CES-2-T1	3	69.85 [2.75]	10.16 [0.40]	2.79 [0.11]	19.05 [0.75]	25.40 [1.00]	35.81 [1.41]
CES-2-T1B	3	88.90 [3.50]	15.24 [0.60]	4.32 [0.17]	19.05 [0.75]	25.40 [1.00]	35.81 [1.41]
CES-2-F1A	4	69.85 [2.75]	10.16 [0.40]	2.79 [0.11]	19.05 [0.75]	25.40 [1.00]	35.81 [1.41]
CES-2-F1	4	88.90 [3.50]	15.24 [0.60]	4.32 [0.17]	19.05 [0.75]	25.40 [1.00]	35.81 [1.41]
CES-3-D1	2	88.90 [3.50]	15.24 [0.60]	4.32 [0.17]	27.94 [1.10]	35.05 [1.38]	48.26 [1.90]
CES-3-T1	3	88.90 [3.50]	15.24 [0.60]	4.32 [0.17]	27.94 [1.10]	35.05 [1.38]	48.26 [1.90]
CES-3-F1	4	88.90 [3.50]	15.24 [0.60]	4.32 [0.17]	27.94 [1.10]	35.05 [1.38]	48.26 [1.90]
CES-4-D3	2	101.60 [4.00]	22.86 [0.90]	7.62 [0.30]	40.64 [1.60]	50.80 [2.00]	69.09 [2.72]
CES-4-T1	3	101.60 [4.00]	22.86 [0.90]	7.62 [0.30]	40.64 [1.60]	50.80 [2.00]	69.09 [2.72]
CES-4-F1	4	101.60 [4.00]	22.86 [0.90]	7.62 [0.30]	40.64 [1.60]	50.80 [2.00]	69.09 [2.72]
CES-5-T4	3	127.00 [5.00]	31.75 [1.25]	12.70 [0.50]	73.66 [2.90]	63.50 [2.50]	103.38 [4.07]
CES-5-F4	4	127.00 [5.00]	31.75 [1.25]	12.70 [0.50]	73.66 [2.90]	63.50 [2.50]	103.38 [4.07]

Right-Angle Breakout CES

Dimensions are mm [inches]



Part No.	C		B ID Min	Length		Drill Size
	Min. Exp. ID	Max. Rec. ID		D	A	
CES-1R	12.70 [0.50]	7.11 [0.28]	12.70 [0.50]	35.56 [1.4]	42.67 [1.68]	25.40 [1.00]
CES-2R	18.03 [0.71]	8.38 [0.33]	19.05 [0.75]	43.18 [1.7]	44.96 [1.77]	25.40 [1.00]
CES-3R	27.94 [1.10]	9.65 [0.38]	27.94 [1.10]	53.34 [2.1]	58.42 [2.30]	34.80 [1.37]
CES-4R	40.64 [1.60]	15.75 [0.62]	40.64 [1.60]	78.74 [3.1]	71.12 [2.80]	50.80 [2.00]