

THIS COPY IS PROVIDED ON A RESTRICTED BASIS AND IS NOT TO BE USED IN ANY WAY DETRIMENTAL TO THE INTERESTS OF PANDUIT CORP.

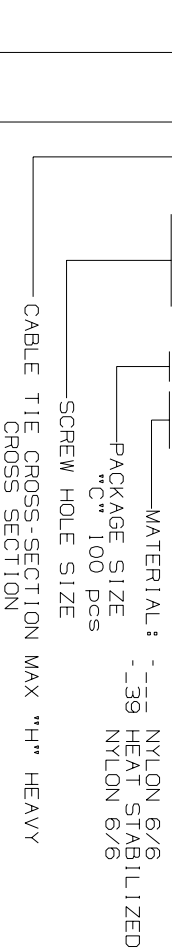
PANDUIT PART NUMBER*	NO. OF BUNDLES	'G' REF	REC. FAST.	'B' REF	'L' ±.063	'W'	'T'	'H' REF	USE WITH CABLE TIE	WEIGHT lbs/(9) 100 pcs.
MTP1S-E6	1				1.75			1.25		0.3/1 136.11
MTP2S-E6	2				3.00			2.50		0.6/1 272.21
MTP3S-E6	3	0.147	#6 SCR.	0.220	4.25			3.75		0.8/1 362.91
MTP4S-E6	4				5.50			5.00		1.1/1 499.01
MTP5S-E6	5				6.75			6.25		1.3/1 598.71
MTP1S-E10	1				1.75	0.500	0.125	1.25	M, 1, S	0.3/1 136.11
MTP2S-E10	2				3.00			2.50		0.6/1 272.21
MTP3S-E10	3	0.205	#10 SCR.	0.305	4.25			3.75		0.8/1 362.91
MTP4S-E10	4				5.50			5.00		1.0/1 453.61
MTP5S-E10	5				6.75			6.25		1.3/1 598.71
MTP1H-E6	1				2.09			1.50		0.8/1 362.91
MTP2H-E6	2				3.59			3.00		1.3/1 598.71
MPT3H-E6	3				5.09			4.50		1.8/1 816.51
MTP4H-E6	4	0.147	#6 SCR.	0.220	6.59			6.00		2.4/1 1088.61
MTP5H-E6	5				8.09			7.50		2.9/1 1315.41
MTP6H-E6	6				9.59			9.00	M, 1, S, H	3.4/1 1542.21
MTP1H-E10	1				2.09	0.625	0.203	1.50		0.7/1 317.51
MTP2H-E10	2				3.59			3.00		1.3/1 598.71
MTP3H-E10	3				5.09			4.50		1.8/1 816.51
MTP4H-E10	4	0.205	#10 SCR.	0.305	6.59			6.00		2.3/1 1043.31
MTP5H-E10	5				8.09			7.50		2.8/1 1270.11
MTP6H-E10	6				9.59			9.00		3.4/1 1542.21

NOTES:

*1. SEE CURRENT PRICE SHEET FOR PART NUMBER SUFFIX DESIGNATION FOR PACKAGE SIZE.

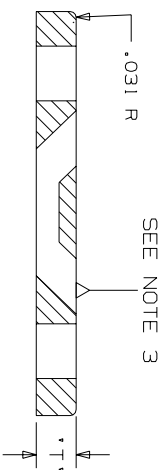
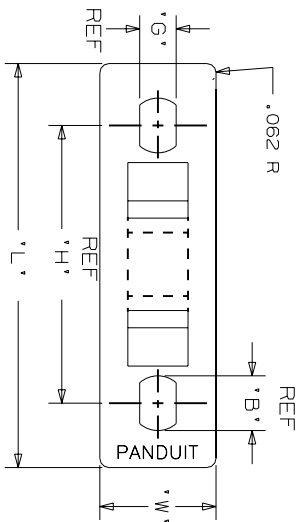
2. PART NUMBER EXAMPLE:

M T P 4 H - E 1 0 - C 3 9



- KNOCKOUT PIN WITNESS SHALL BE FLUSH TO RECESSED
- ENGRAVING PLACED ON THE TOP SURFACE ('PANDUIT' AS SHOWN) SHALL BE LOCATED ON THE ENDS OF THE PART AT A MAXIMUM HEIGHT OF 0.002

REV	DATE	BY	CHK	DESCRIPTION	ECON	R	CUST	SUP
5	4-24-06	TMSA		ADDED BLENDS TO CORNER AND TOP OF PART 1/16 R & 1/32 R, ADDED NOTES 3 & 4	GB0239DF		5	



DIMENSIONS IN BRACKETS ARE METRIC (mm)

CAD FILENAME/LAYERS G00239DF_PB_MTP_05

PANDUIT CORP. TINLEY PARK, ILLINOIS

MTP SERIES
MULTIPLE TIE PLATE

UNLESS OTHERWISE SPECIFIED, DIMENSIONAL TOLERANCES ARE: (.X) ±0.05 (1.31) (.XXX) ±0.010 (0.25) (.XX) ±0.02 (0.51) ANGLES ± 5°

UNLESS OTHERWISE SPECIFIED, ALL DIMENSIONS ARE GIVEN IN INCHES, THIRD ANGLE PROJECTION.

DATE	6/03/96	DRAWING NO.	GB0239DF	DWG SIZE	A
CHK'D		SCALE	NONE		
DRAWN BY			SEE NOTE 2		