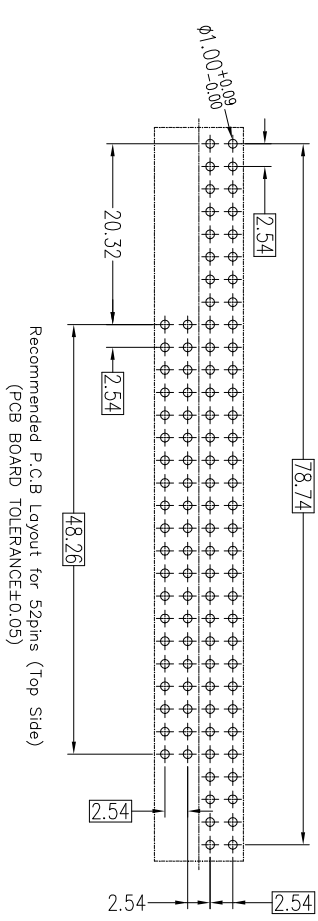
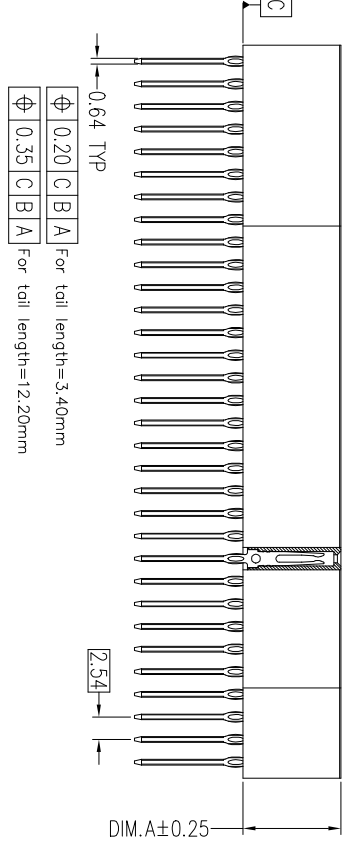
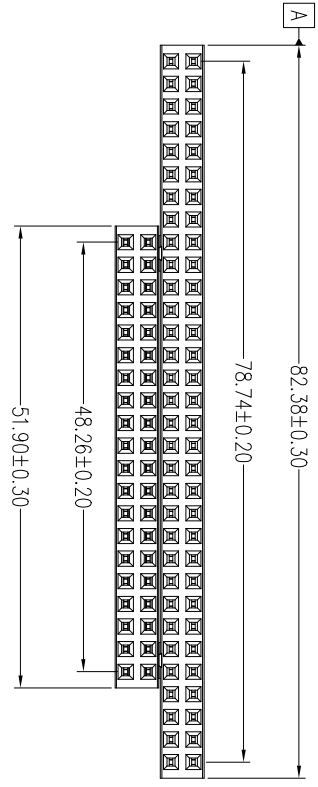


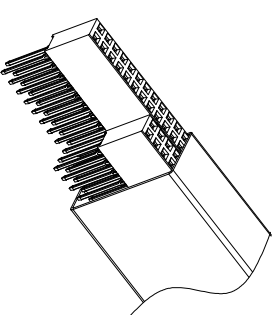
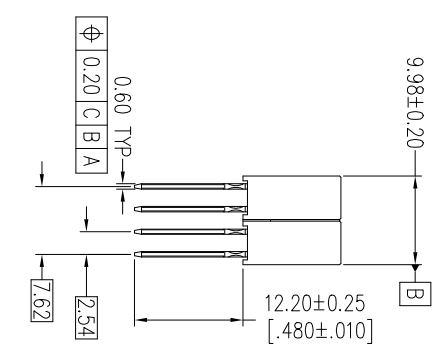
PRODUCT NUMBER
SEE PART NO. TABLE



Recommended P.C.B Layout for 52pins (Top Side)
(PCB BOARD TOLERANCE±0.05)

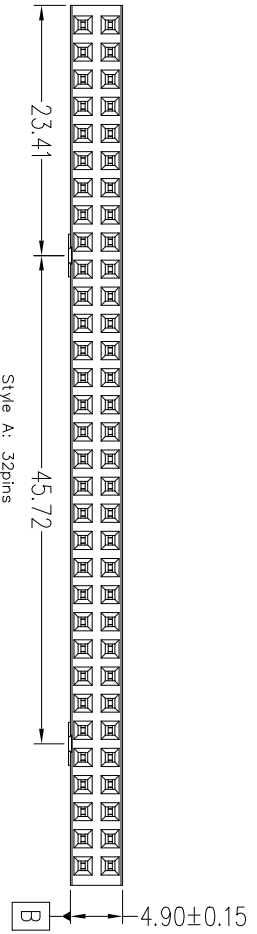
NOTES:

- MATERIAL:
INSULATION MATERIAL: PPS+30%GF UL94V-0
CONTACT MATERIAL: PHOSPHER BRONZE
CONTACT PLATING: NICKEL UNDERPLATE,COLD REFER TO ORDERING CODE
 - OPERATION TEMPERATURE: -55°C TO +105°C
 - RECOMMEND PROCESS:PRESS FIT
 - INSULATION RESISTANCE:1000MΩ AT 500V/MIN
 - WITHSTAND VOLTAGE: 1000V AC/DC
 - RATED VOLTAGE:12V DC, RATED CURRENT:2AMP
 - CONTACT RESISTANCE:30mΩ MAX
 - PRODUCT SPEC: GS-12-1542, PACKING SPEC: GS-14-2678
 - ORDERING CODE: 10153302-XX X X X LF
- NO. OF PINS
20 = 20 pins
32 = 32 pins
52 = 32+20 pins
- LEAD FREE
PACKAGE
1: TUBE
- CONTACT FINISH
1: GOLD FLASH OVER NICKEL
2: 10U GOLD AT MATING AREA+3u" Gold AT TAIL
- LENGTH OF TAIL
1: 12.20mm
2: 3.40mm

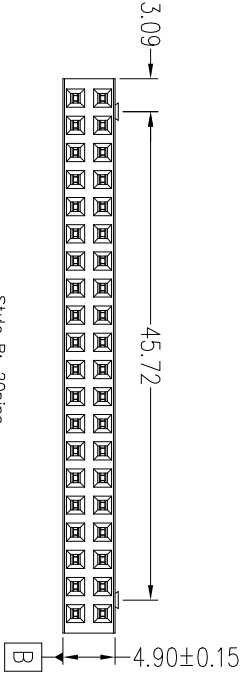


3D View for 52pins
After packing


mat'l. code	ecn no	dr	date	surface	tolerance	projection	product family
A	New Release	JASON	2019-07-15	ISO 1302	ISO 406 ISO	1109	PC104
				tolerances unless otherwise specified	.XX±.25	mm	2.54pitch PC104 2x20P+2x32P Vertical PF
				angles	.XXX±.15	Scale 1:1	
				3±x'			
				dr	Jason Wang	2019-06-14	dwg no
				engr	Jason Wang	2019-07-15	10153302
				chr	-	-	sheet 1 of 2 size
				qppd	TIM YAO	2019-07-15	A3
sheet index	revision	A					Product Customer Drawing
sheet	1						



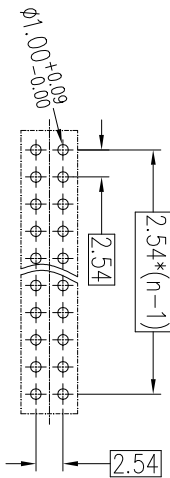
Style A: 32pins



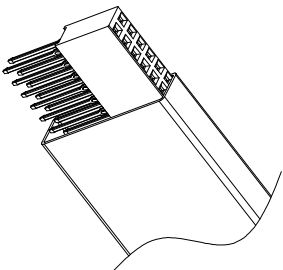
Style B: 20pins



Style C: 52pins
Assembled by 32pins and 20pins



Recommended PCB Layout for 32pins & 20pins (Top Side)
(PCB BOARD TOLERANCE±0.05)



3D View for 32pins & 20pins
After packing

mat'l. code	surface	tolerance	projection	product family
tr ecn no	ISO 1302	ISO 406 ISO	110°	PC104
dr	tolerances unless otherwise specified			
date	angles:	.XX±.40	mm	title
2019-07-15	linear	.XXX±.25	Scale 1:1	2.54pitch PC104 2x20P+2x32P Vertical PF
A New Release	3±x'	.XXX±.15		dwg no
	dr			10153302
	engr			sheet 2 of 2 size
	chr			A3
	qppd			type Product Customer Drawing
sheet	revision			
index	sheet			

