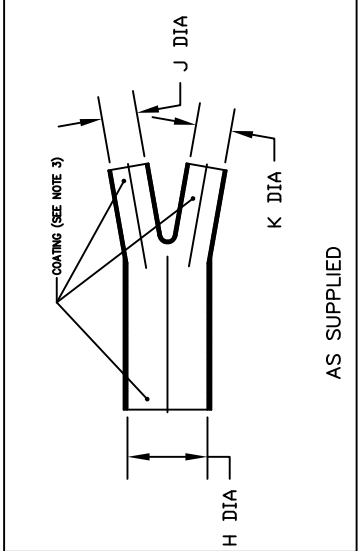


4

NOTES:

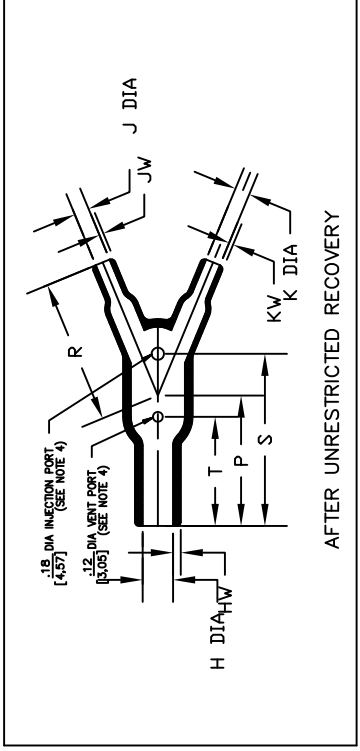
- ALL DIMENSIONS ARE IN INCHES [MILLIMETERS]
- DIMENSIONS APPEARING IN TABLE ARE AS FOLLOWS:
  - a - AS SUPPLIED
  - b - AFTER UNRESTRICTED RECOVERY
- COATING IS OPTIONAL. AS SUPPLIED DIMENSIONS APPEARING IN TABLE ARE FOR UNCOATED PARTS. WHEN COATING IS ADDED, ENTRY DIAMETERS WILL BE REDUCED BY .06 MAX.
- MOLDING PORTS ARE OPTIONAL. WHEN -00 MODIFICATION NUMBER IS SPECIFIED MOLDING PORTS WILL BE LOCATED AS SHOWN.
- WEIGHT SHOWN IN TABLE OF DIMENSIONS IS BASED ON POLYOLEFIN PART.

3



AS SUPPLIED

2



AFTER UNRESTRICTED RECOVERY

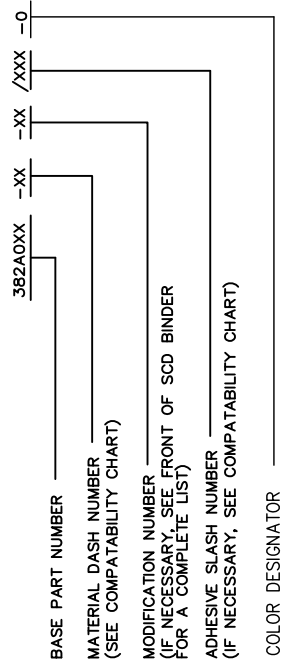
1

REVISIONS		DATE
LTR	DESCRIPTION	
U	REVISED PER ECO-13-013640	09/20/13

TABLE OF DIMENSIONS

PART NUMBER	H		J		K		P ±10%	R ±10%	S ±10%	T ±10%	HW ±20%	JW & KW ±20%	C	Weight
	Min	Max	Min	Max	Min	Max								
382A012	.52 [13.2]	.24 [6.1]	.26 [6.6]	.13 [3.3]	.26 [6.6]	.13 [3.3]	.88 [22.4]	.76 [19.3]	.94 [23.9]	.61 [15.5]	.06 [1.52]	.04 [1.02]	22 1/2"	.004 [.1,81]
382A023	1.06 [26.9]	.49 [12.4]	.52 [13.2]	.24 [6.1]	.52 [13.2]	.24 [6.1]	1.50 [38.1]	1.70 [43.2]	2.10 [53.3]	1.30 [33.0]	.10 [2.54]	.06 [1.52]	22 1/2"	.028 [.71,79]
382A034	1.52 [38.6]	.71 [18.0]	1.06 [26.9]	.49 [12.4]	1.06 [26.9]	.49 [12.4]	2.58 [65.5]	3.10 [78.7]	3.10 [78.7]	2.20 [55.9]	.12 [3.05]	.10 [2.54]	22 1/2"	.141 [3.59]
382A046	2.19 [55.6]	1.02 [25.9]	1.06 [26.9]	.50 [12.7]	1.06 [26.9]	.50 [12.7]	3.35 [85.1]	3.70 [94.0]	4.40 [111.8]	2.80 [71.1]	.18 [4.57]	.10 [2.54]	22 1/2"	.249 [6.29]

ORDERING INFORMATION



COMPATIBILITY CHART

MATERIAL DASH NO.	MATERIAL DESCRIPTION	COATING SLASH NUMBER	COATING S NUMBER
-3	Polyolefin, Semi-rigid	/42;/86;/87	S-1017,S-1048,S-1052
-4	Polyolefin, Flexible	/42;/86;/87;/180	S-1017,S-1048,S-1052,S-1030
-5	Elastomer, Flexible	/42	S-1017
-6	Silicone	N/A	
-12	*VITON, Flexible with a registered trademark of Dupont	N/A	
-25	Elastomer, Fluid Resistant	/42;/86;/180;/225	S-1017,S-1048,S-1030,S-1206
-100	Polyolefin, Semi-flexible ZEROHAL™	/86;/180	S-1048,S-1030

IF THIS DOCUMENT IS PRINTED IT BECOMES UNCONTROLLED. CHECK FOR THE LATEST REVISION.

Raychem Molded Parts  
CUSTOMER DRAWING

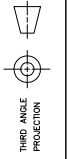
DRAWN: MMazariegos  
APPROVED: SGravano



TE Connectivity

TITLE

TRANSITION, Y



THIRD ANGLE PROJECTION  
TE CONNECTIVITY ASSURES THE RIGHT TO ALTER THIS DRAWING AT ANY TIME WITHOUT NOTICE TO THE USER OF THIS PRODUCT FOR THEIR APPLICATION.

SIZE CODE IDENT. NO. B 06090  
DWG. NO. 382A012thru046

DO NOT SCALE THIS DRAWING

SHEET 1 OF 1

4

3

2

1