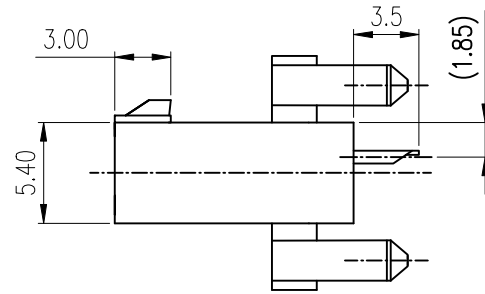
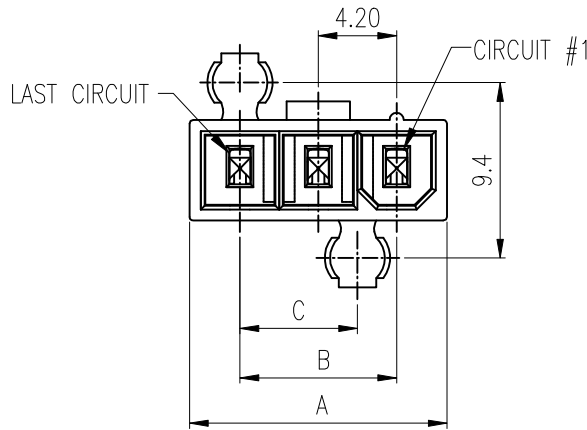


RECOMMENDED PCB LAYOUT
(PCB THK=1.0~1.6)
TOLERANCE: ±0.05



NOTES:
1.HOUSING:

MATERIAL:-SEE PART NO. SCHEME,UL94V0,HALOGEN FREE.
COLOUR:-SEE PART NO. SCHEME.

2.CONTACT:

MATERIAL: HIGH CONDUCTIVITY COPPER ALLOY.
PLATING: 50u" Min. SEMI BRIGHT Ni UNDER PLATED.
OPTIONAL PLATING ON CONTACT AREA.

3.REFER GS-20-0401 APPLICATION SPEC FOR MATING CONNECTOR.

4.PRODUCT SPECIFICATION: GS-12-1333.

5.PACKAGE SPECIFICATION: GS-14-2362.

6.APPLICATION SPECIFICATION: GS-20-0401

7.THE HOUSING WILL WITHSTAND EXPOSURE TO 260°C
PEAK TEMPERATURE FOR 5 SECONDS IN A WAVE
SOLDER APPLICATION WITH A 1.6mm MINIMUM THICK
CIRCUIT BOARD. (FOR NYLON)

8.THE HOUSING WILL WITHSTAND EXPOSURE TO 260°C
PEAK TEMPERATURE FOR 10 SECONDS IN A REFLOW
OVEN. (FOR LCP ONLY)

9.THIS LF PRODUCT MEETS EUROPEAN UNION DIRECTIVES AND
OTHER COUNTRY REGULATIONS AS DESCRIBED IN GS-47-0004

PART NUMBER SCHEME:

10137785- XX X X X X X LF

NO OF POS. _____

03: 3 POS.

05: 5 POS.

PLATING _____

- 100u" MATTE TIN OVERALL
- GOLD FLASH OVERALL
- 15u" Au, ON CONTACT AREA,
100u" MATTE TIN ON SOLDER TAIL
- 30u" Au, ON CONTACT AREA,
100u" MATTE TIN ON SOLDER TAIL

HSG COLOR _____

1. NATURAL
2. BLACK (NOT AVAILABLE FOR HSG MATERIAL OPTION 1)

LEAD FREE

BLANK: NO CAP, TRAY PACKAGE
C: WITH CAP, TAPE/REEL PACKAGE
T: NO CAP, TAPE/REEL PACKAGE

POST

1. WITH POSTS
2. NO POST

HSG MATERIAL/GLOW WIRE COMPATIBLE

1. NYLON, COMPATIBLE
2. NYLON, NON COMPATIBLE
3. LCP, COMPATIBLE
4. LCP, NON COMPATIBLE

PART NO.	POS.	A	B	C	D
10137785-03XXXXXLF	03	13.8	8.4	6.3	3
10137785-04XXXXXLF	04	18.0	12.6	10.5	5.1
10137785-05XXXXXLF	05	22.2	16.8	14.7	7.2

mat'l. code		surface	tolerance	projection	product family
		ISO 1302	ISO 406 ISO 1101		MINITEK PWR4.2
A	ecn no	dr	date	tolerances unless otherwise specified	title
B	ELX-N-27290	TONY	2017-06-22	angles linear	SINGLE ROW V/T DIP HCC HEADER
C	ELX-N-28832	TONY	2017-12-18	X'±2'	MINITEK PWR4.2
D	ELX-N-32270	TONY	2018-12-27	dr	dwg no
E	ELX-I-43510	SONY	2023-01-09	engr	sheet 1 of 2
				chr	size
				appd	A3
					type
					Product Customer Drawing
sheet	revision	E	E		
index	sheet	1	2		

1

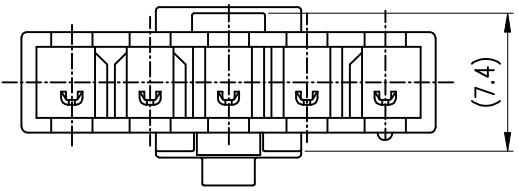
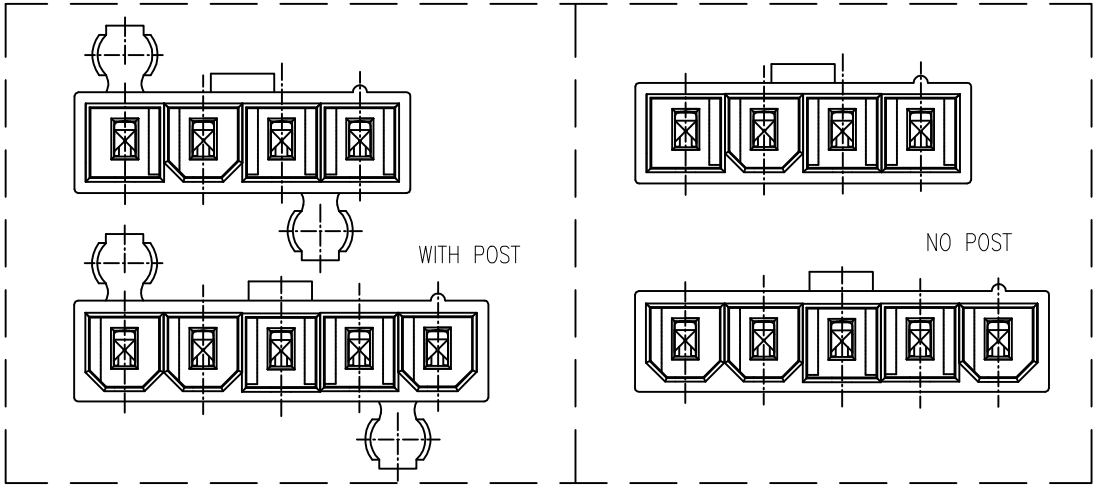
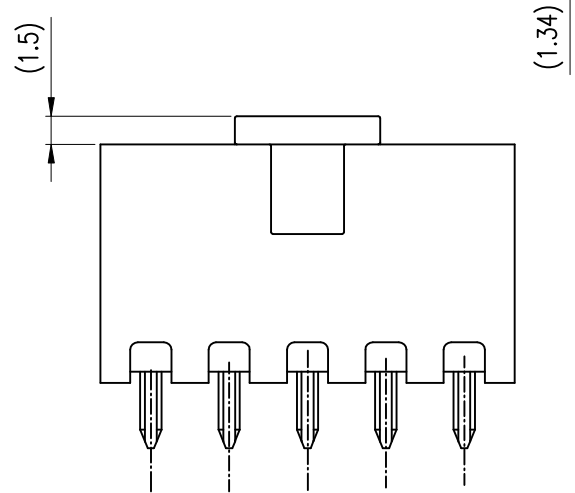
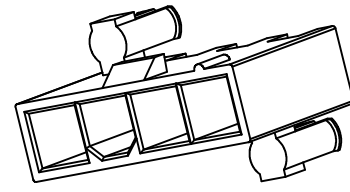
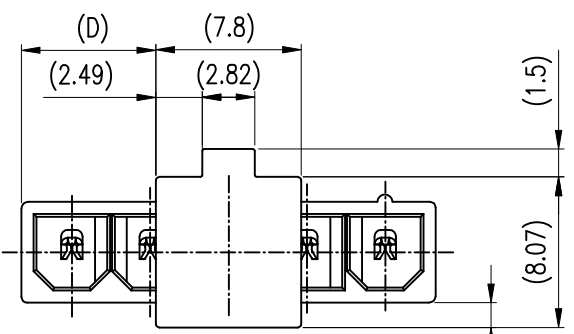
2 3

4

5

6

WITH CAP & NO POST



Amphenol FCI

© 2016 AFCI

mat'l. code		surface ISO 1302 ✓		tolerance ISO 406 ISO 1101		projection mm		product family MINITEK PWR4.2	
ltr	ecn no	dr	date	tolerances unless otherwise specified		mm		title SINGLE ROW V/T DIP HCC HEADER MINITEK PWR4.2	
				angles	linear	mm		dwg no	
				X'±2'	X.X±0.3 X.XX±0.20	scale N.T.S		sheet 2 of 2 size	
		dr	KENNY TAI	2014-08-12		Amphenol FCI		10137785 A3	
		engr	SONY	2023-01-09				type Product Customer Drawing	
		chr	SONY	2023-01-09					
		appd	MITHUN	2023-01-09					
sheet index	revision sheet	E	E	1	2				