

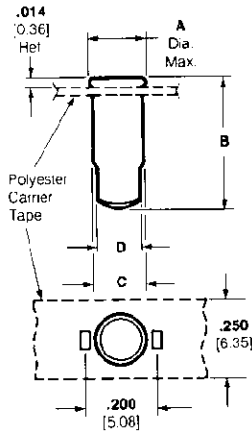
Miniature Spring Sockets (Continued)

Bullet Nose Sockets (Loose Piece and Tape Mounted)

Material

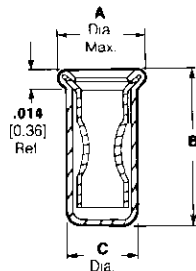
Spring — Beryllium copper

Contact Sleeve — Copper

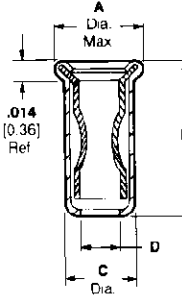


Flat Bottom Sockets

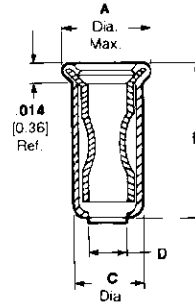
Closed Bottom



Open Bottom*



Knockout Bottom**



*Open Bottom Sockets can be made available.
**See page 137 for knockout plug tool.

Series 4 Sockets — For .034-.041 [0.86-1.04] Round and .026-.031 [0.66-0.79] Square Leads³

Flat Bottom — Recommended Hole Size: $0.71 + \frac{0.03}{-0.00}$ [1.80^{+0.08}_{-0.00}] for Semiautomatic Insertion or Hand Insertion

Pin Dia. Range	Dimensions				Finish		Part Numbers	
	A	B	C	D*	Spring	Sleeve	Closed Bottom	Knockout Bottom
.034-.041 0.86-1.04	.089 2.26	.260 6.60	.070 1.78	.046 1.17	Gold ¹	Gold ²	50865	50865-2
					Gold ¹	Tin	50865-5	50865-1
					Tin	Tin	50865-8	50865-7
.037-.040 0.94-1.02	.089 2.26	.143 3.63	.070 1.78	.045 1.14	Gold ¹	Gold ²	1-332070-1	1-332070-7
					Gold ¹	Tin	2-332070-3	3-332070-5
					Tin	Tin	2-332070-2	3-332070-4

Bullet Nose — Recommended Hole Size: $0.69 + \frac{0.03}{-0.00}$ [1.75^{+0.08}_{-0.00}] for Semiautomatic/Automatic Insertion or Hand Insertion

Pin Dia. Range	Dimensions				Finish		Part Numbers		
	A	B	C	D	Spring	Sleeve	Loose Piece	Polyester Carrier Tape	
								Without Sealant 10,000/Reel	With Sealant 10,000/Reel
.037-.041 0.94-1.04	.089 2.26	.260 6.60	.074 1.88	.066 1.68	Gold ¹	Tin	645500-1	1-6455C2-1	1-645501-1
						Tin	—	—	1-645501-2

¹0.000030 [0.00076] gold plating.

²Gold flash.

³To calculate diameter required for rectangular or square leads: Pin Diameter = $\sqrt{(\text{Lead Width})^2 + (\text{Lead Thickness})^2}$ - .003 [0.08].

⁴Applies to Open Bottom and Knockout Bottom Sockets only.