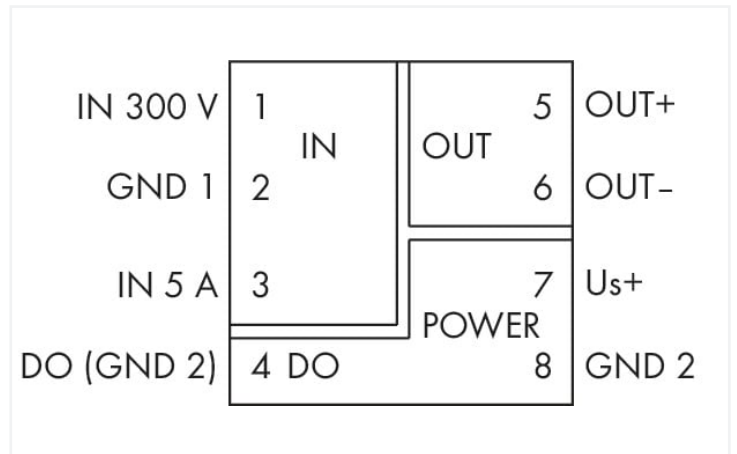
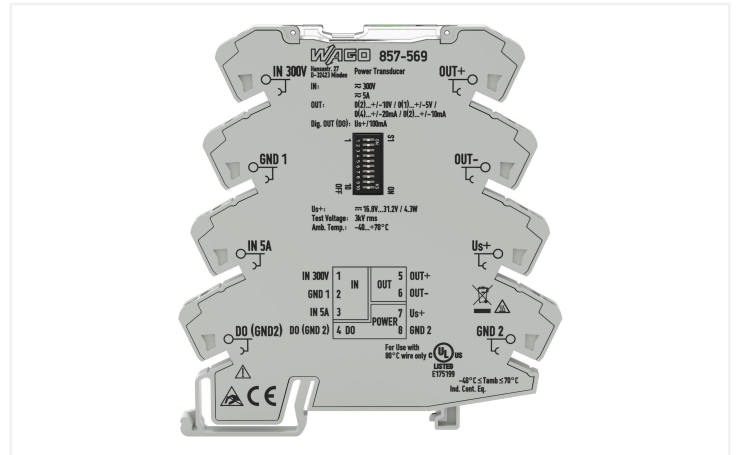


# Data Sheet | Item Number: 857-569

Power signal conditioner; Current and voltage input signal; Current and voltage output signal; Digital output; Configuration via software; Supply voltage: 24 VDC; 6 mm module width



<https://www.wago.com/857-569>



857-569  
DIP Switch Adjustability

• = ON    Default

DIP Switch S1

1	2	Measured Variable	3	4	Filter
		Effective power	Not assigned		Off
		<ul style="list-style-type: none"> <li>• Apparent power</li> <li>• Reactive power</li> <li>• Power factor</li> </ul>			<ul style="list-style-type: none"> <li>• Active</li> </ul>

DIP Switch S1

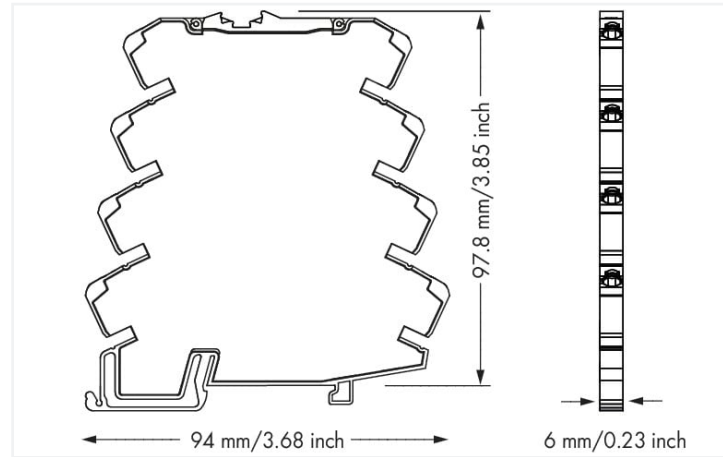
5	6	7	Output Signal Range
			0...20 mA
			<ul style="list-style-type: none"> <li>• 4...20 mA</li> <li>• 0...10 V</li> <li>• 2...10 V</li> <li>• 0...10 mA</li> <li>• 2...10 mA</li> <li>• 0...5 V</li> <li>• 1...5 V</li> </ul>

DIP Switch S1

8	9	Measurement Range Underflow	Measurement Range Overflow	10	Digit Output DO/Signaling
		Lower limit of measurement range -5%	Upper limit of measurement range +25%		DO V+ switching
		Lower limit of measurement range	Upper limit of measurement range +2.5 %		DO GND switching
		Lower limit of measurement range	Upper limit of measurement range		
		Lower limit of measurement range	Upper limit of measurement range		*acc. to NAMUR NE 43

Filter:  
The filter function allows a low-pass filter to be switched on in order to mask or "smooth out" oscillating measured values (e.g., during trailing edge flows).

Digital Output DO/Signaling:  
The digital output (DO) signals error messages and can be configured as follows: 24 V → 0 V/0 V → 24 V.





**Short description:**

WAGO's power measurement module measures both AC/DC voltages and currents, converting the input signal into a standard analog signal at the output.

Measured value processing can be switched between RMS value or arithmetic mean value and between effective, apparent or reactive power, and phase angle.

**Features:**

- Two isolated measurement inputs for both AC/DC voltages and currents
- RMS measurement or arithmetic mean value
- A digital signal output reacts to configured measurement range limits (on/off switching delay and threshold value switch function can be configured with up to two threshold values).
- Switchable filter function
- 3-way electrical isolation with 2.5 kV test voltage

## Technical data

### Configuration

Configuration options	DIP switch WAGO Interface Configuration Software WAGO Interface Configuration App
-----------------------	---

### Input

Input signal type	Voltage Current
Input signal (voltage)	AC/DC 300 V (IN 1)
Input signal (current)	AC/DC 0 ... 5 A (IN 2)
Measurement frequency	15 ... 70 Hz (AC)
Frequency range	15 ... 70 Hz (AC)
Input resistance (current input)	≤ 10 mΩ
Input resistance (voltage input)	≥ 300 kΩ
Input current (max.)	10 A AC/DC (IN 2; permanent)
Input voltage (max.)	600 V (IN 1; permanent)
Response threshold	300 mV (IN 1); 10 mA (IN 2)
Resolution (voltage)	30 mV (IN 1)
Resolution (current)	1 mA (IN 2)

### Output (analog)

Output signal type	Current Voltage
Output signal (voltage)	0 ... 5 V; 1 ... 5 V; 0 ... 10 V; 2 ... 10 V (can be inverted, also bipolar)
Output signal (current)	0 ... 10 mA; 2 ... 10 mA; 0 ... 20 mA; 4 ... 20 mA (can be inverted, also bipolar)
Load impedance (voltage output)	≥ 1 kΩ
Load impedance (current output)	≤ 600 Ω

### Output (digital)

Switching voltage (DO) max.	Supply voltage applied
Continuous current (DO) max.	100 mA (no internal restriction)
Number of switching thresholds (DO)	1 or 2 (adjustable)
Configurable rise/fall delay time (DO)	0 ... 60 s (via software)

### Signal processing

Measurement method	RMS measurement; Arithmetic mean value
Limit frequency	2 kHz
Software filter (adjustable)	Moving average value (filter level: 30)
Step response (typ.)	100 ms

### Measurement error

Transmission error (max.)	≤ 0.5 % (of the full scale value)
Temperature coefficient	≤ 0.01 %/K

### Power supply

Power supply type	24 VDC
Nominal supply voltage $U_S$	DC 24 V
Supply voltage range	±30 %
Current consumption at nominal supply voltage	≤ 46 mA (+ $I_{D0}$ )

## Safety and protection

Rated voltage	300 V; 150 V (UL)
Measurement category per EN/UL 61010-2-030	CAT II (input)
Note on insulation parameters	The digital output (DO) is at the potential of the supply.
Protection type	IP20

### Test voltage

Test voltage (input/analog output/supply/service interface)	2.5 kVAC; 50 ... 60 Hz; 1 min
---	-------------------------------

### Insulation coordination (UL)

Overvoltage category	II
Pollution degree	2
Insulation type (input/analog output/supply/service interface)	Reinforced insulation (safe isolation)

### Insulation coordination

Overvoltage category	II
Pollution degree	2
Insulation type (input/analog output/supply/service interface)	Double insulation (impedance and basic insulation) Requirement: The GND 1 input is dangerous when active and the measurement is conducted as a low-side measurement!

### Connection data

Connection technology	Push-in CAGE CLAMP®
Solid conductor	0.08 ... 2.5 mm <sup>2</sup> / 28 ... 14 AWG
Fine-stranded conductor	0.34 ... 2.5 mm <sup>2</sup> / 22 ... 14 AWG
Strip length	9 ... 10 mm / 0.35 ... 0.39 inches

### Physical data

Width	6 mm / 0.236 inches
Height	94 mm / 3.701 inches
Depth from upper-edge of DIN-rail	97.8 mm / 3.85 inches

### Mechanical data

Mounting type	DIN-35 rail
---------------	-------------

### Material data

Fire load	0.013 MJ
Weight	39.2 g

### Environmental requirements

Ambient temperature (operation)	-40 ... +70 °C (at nominal current)
Ambient temperature (storage)	-40 ... +85 °C
Temperature range of connection cable	≥ (T <sub>ambient</sub> + 10 K)
Temperature range of connection cable (UL)	80 °C
Relative humidity	5 ... 95 % (no condensation permissible)
Operating altitude (max.)	2000 m

### Standards and specifications

Conformity marking	CE
EMC immunity to interference	EN 61000-6-2; EN 61326-2-3; EN 50121-3-2
EMC emission of interference	EN 61000-6-3; EN 61326-2-3; EN 50121-3-2
Standards/specifications	EN 61010-1 EN 61373 EN 50121-3-2

### Commercial data

eCl@ss 10.0	27-21-01-24
eCl@ss 9.0	27-21-01-24
ETIM 8.0	EC002476
ETIM 7.0	EC002476
PU (SPU)	1 pcs
Packaging type	Bag
Country of origin	DE
GTIN	4055143501026
Customs tariff number	85437090300

### Environmental Product Compliance

CAS-No.	11120-22-2 1303-86-2 1317-36-8 7439-92-1 75980-60-8
REACH Candidate List Substance	Diboron trioxide Lead Lead monoxide Lead silicate Phosphine oxide, diphenyl(2,4,6-trimethylbenzoyl)-
RoHS Compliance Status	Compliant,With Exemption
RoHS Exemption	6(c) 7(a) 7(c)-I 7(c)-II
SCIP notification number (Austria)	0334ed74-ca93-4ebb-9687-7fb41083b84c
SCIP notification number (Belgium)	52197f75-6ee4-4832-ba31-18d590a3cfc1
SCIP notification number (Bulgaria)	33ab3002-8078-4165-92e1-c0183f8b20da
SCIP notification number (Czech Republic)	aad42d90-b712-478c-bff1-e9e87a65592d
SCIP notification number (Denmark)	f6f5a36a-e242-49e2-9aa3-037e7aa732c4
SCIP notification number (Finland)	90b8099b-7e3d-487a-9368-3d7c1ccc173
SCIP notification number (France)	f9b95d5c-28d6-45d8-9a80-bbdd9b41a7b6
SCIP notification number (Germany)	98311d18-05a3-429a-8648-c06160b9eb34
SCIP notification number (Hungary)	41ffffef-697d-497d-b974-99c265608896
SCIP notification number (Italy)	cb3a3c8d-ca04-4627-bd73-565ab7b2f02a
SCIP notification number (Netherlands)	49dd2d9e-c918-4cf5-80c7-bb23a3ba8864
SCIP notification number (Poland)	c4a7f19d-f681-49eb-a9e6-0e311ace9798
SCIP notification number (Romania)	5bf080aa-49b1-4698-b403-928127389211
SCIP notification number (Sweden)	b5c152bb-1fdd-4c12-80a1-d0becccd5021e

### Approvals / Certificates

#### General approvals

#### Declarations of conformity and manufacturer's declarations



Approval	Standard	Certificate Name
EAC Brjansker Zertifizierungs- stelle	TP TC 020/2011	EAC_Certificate_RU_C- DE.AM02.B.00115_19
EAC Brjansker Zertifizierungs- stelle	TP TC 004/2011	EAC RU C-DE.AM02. B.00122/19
UL Underwriters Laboratories Inc. (ORDINARY LOCATI- ONS)	UL 61010-2-201	E175199

Approval	Standard	Certificate Name
EU-Declaration of Confor- mity WAGO GmbH & Co. KG	-	-

## Downloads

### Environmental Product Compliance

#### Compliance Search

Environmental Product Compliance 857-569



## Documentation

### Manual

WAGO Current and Voltage Signal Conditioners and Power Measurement Modules



### Bid Text

857-569	18.07.2019	xml 7.92 KB	
857-569	18.07.2019	docx 20.34 KB	
857-569	18.07.2019	pdf 78.59 KB	

### Instruction Leaflet

Signal conditioner; power; configurable; with digital output	V 2.0.0 29.09.2020	pdf 2398.27 KB	
--	-----------------------	-------------------	--

## CAD/CAE-Data

### CAD data

2D/3D Models 857-569



### CAE data

EPLAN Data Portal 857-569	
WSCAD Universe 857-569	
ZUKEN Portal 857-569	

## Engineering-Software

### Configuration and Commissioning Software

WAGO Interface Configuration Software G2 FULL	1.00.10.01 20.01.2022	exe 112213.07 KB	
WAGO Interface Configuration Software G2 SMALL	1.00.10.01 20.01.2022	exe 30238.22 KB	

1 Compatible Products

1.1 Optional Accessories

1.1.1 Cables and connectors

1.1.1.1 Communication cable



**Item No.: 750-923/000-001**  
 Configuration cable; USB connector;  
 Length: 5 m

1.1.2 Communication

1.1.2.1 Bluetooth



**Item No.: 750-921**  
 Bluetooth® Adapter

1.1.2.2 Communication cable



**Item No.: 750-923**  
 Configuration cable; USB connector;  
 Length: 2.5 m

1.1.3 Interface module

1.1.3.1 Interface adapters



**Item No.: 857-980**  
 Interface adapter; 16-pole; analog

1.1.4 Jumper

1.1.4.1 Jumper



**Item No.: 281-482**  
 Jumper; 2-way; insulated; gray



**Item No.: 859-410/000-006**  
 Jumper; for jumper slot; 10-way; insulated; blue



**Item No.: 859-410**  
 Jumper; for jumper slot; 10-way; insulated; light gray



**Item No.: 859-410/000-005**  
 Jumper; for jumper slot; 10-way; insulated; red



**Item No.: 859-410/000-029**  
 Jumper; for jumper slot; 10-way; insulated; yellow



**Item No.: 859-402/000-006**  
 Jumper; for jumper slot; 2-way; insulated; blue



**Item No.: 859-402**  
 Jumper; for jumper slot; 2-way; insulated; light gray



**Item No.: 859-402/000-005**  
 Jumper; for jumper slot; 2-way; insulated; red



**Item No.: 859-402/000-029**  
 Jumper; for jumper slot; 2-way; insulated; yellow



**Item No.: 859-403/000-006**  
 Jumper; for jumper slot; 3-way; insulated; blue




























**Item No.: 859-403**  
 Jumper; for jumper slot; 3-way; insulated; light gray



**Item No.: 859-403/000-005**  
 Jumper; for jumper slot; 3-way; insulated; red












1.1.4.1 Jumper

 <p><b>Item No.: 859-403/000-029</b> Jumper; for jumper slot; 3-way; insulated; yellow</p>	 <p><b>Item No.: 859-404/000-006</b> Jumper; for jumper slot; 4-way; insulated; blue</p>	 <p><b>Item No.: 859-404</b> Jumper; for jumper slot; 4-way; insulated; light gray</p>	 <p><b>Item No.: 859-404/000-005</b> Jumper; for jumper slot; 4-way; insulated; red</p>
 <p><b>Item No.: 859-404/000-029</b> Jumper; for jumper slot; 4-way; insulated; yellow</p>	 <p><b>Item No.: 859-405/000-006</b> Jumper; for jumper slot; 5-way; insulated; blue</p>	 <p><b>Item No.: 859-405</b> Jumper; for jumper slot; 5-way; insulated; light gray</p>	 <p><b>Item No.: 859-405/000-005</b> Jumper; for jumper slot; 5-way; insulated; red</p>
 <p><b>Item No.: 859-405/000-029</b> Jumper; for jumper slot; 5-way; insulated; yellow</p>	 <p><b>Item No.: 859-406/000-006</b> Jumper; for jumper slot; 6-way; insulated; blue</p>	 <p><b>Item No.: 859-406</b> Jumper; for jumper slot; 6-way; insulated; light gray</p>	 <p><b>Item No.: 859-406/000-005</b> Jumper; for jumper slot; 6-way; insulated; red</p>
 <p><b>Item No.: 859-406/000-029</b> Jumper; for jumper slot; 6-way; insulated; signal yellow</p>	 <p><b>Item No.: 859-407/000-006</b> Jumper; for jumper slot; 7-way; insulated; blue</p>	 <p><b>Item No.: 859-407</b> Jumper; for jumper slot; 7-way; insulated; light gray</p>	 <p><b>Item No.: 859-407/000-005</b> Jumper; for jumper slot; 7-way; insulated; red</p>
 <p><b>Item No.: 859-407/000-029</b> Jumper; for jumper slot; 7-way; insulated; yellow</p>	 <p><b>Item No.: 859-408/000-006</b> Jumper; for jumper slot; 8-way; insulated; blue</p>	 <p><b>Item No.: 859-408</b> Jumper; for jumper slot; 8-way; insulated; light gray</p>	 <p><b>Item No.: 859-408/000-005</b> Jumper; for jumper slot; 8-way; insulated; red</p>
 <p><b>Item No.: 859-408/000-029</b> Jumper; for jumper slot; 8-way; insulated; yellow</p>	 <p><b>Item No.: 859-409/000-006</b> Jumper; for jumper slot; 9-way; insulated; blue</p>	 <p><b>Item No.: 859-409</b> Jumper; for jumper slot; 9-way; insulated; light gray</p>	 <p><b>Item No.: 859-409/000-005</b> Jumper; for jumper slot; 9-way; insulated; red</p>
 <p><b>Item No.: 859-409/000-029</b> Jumper; for jumper slot; 9-way; insulated; yellow</p>			

1.1.5 Marking

1.1.5.1 Marker

 <p><b>Item No.: 793-5501</b> WMB marking card; as card; for terminal block width 5 - 17.5 mm; stretchable 5 - 5.2 mm; plain; snap-on type; white</p>	 <p><b>Item No.: 793-502</b> WMB marking card; as card; MARKED; 1 ... 10 (10x); not stretchable; Horizontal marking; snap-on type; white</p>	 <p><b>Item No.: 793-566</b> WMB marking card; as card; MARKED; 1 ... 50 (2x); not stretchable; Horizontal marking; snap-on type; white</p>	 <p><b>Item No.: 793-503</b> WMB marking card; as card; MARKED; 11 ... 20 (10x); not stretchable; Horizontal marking; snap-on type; white</p>
 <p><b>Item No.: 793-504</b> WMB marking card; as card; MARKED; 21 ... 30 (10x); not stretchable; Horizontal marking; snap-on type; white</p>	 <p><b>Item No.: 793-505</b> WMB marking card; as card; MARKED; 31 ... 40 (10x); not stretchable; Horizontal marking; snap-on type; white</p>	 <p><b>Item No.: 793-506</b> WMB marking card; as card; MARKED; 41 ... 50 (10x); not stretchable; Horizontal marking; snap-on type; white</p>	 <p><b>Item No.: 793-501</b> WMB marking card; as card; not stretchable; plain; snap-on type; white</p>
 <p><b>Item No.: 2009-115</b> WMB-Inline; for Smart Printer; 1500 pieces on roll; stretchable 5 - 5.2 mm; plain; snap-on type; white</p>			

### 1.1.5.2 Marking strip



**Item No.: 2009-110**

Marking strips; for Smart Printer; on reel; not stretchable; plain; snap-on type; white

### 1.1.6 Power supply

#### 1.1.6.1 Power supply unit



**Item No.: 787-2852**

Switched-mode power supply; 1-phase; 24 VDC output voltage; 1 A output current

### 1.1.7 Power tap

#### 1.1.7.1 Power tap



**Item No.: 855-8015**

Power tap; for busbar; with fuse; Clamping connection



**Item No.: 855-8006**

Power tap; for busbar; with fuse; Mounting screw M6



**Item No.: 855-8008**

Power tap; for busbar; with fuse; Mounting screw M8



**Item No.: 855-8003**

Power tap; with fuse; 10 mm<sup>2</sup> (8 AWG) - 16 mm<sup>2</sup> (6 AWG); Phase



**Item No.: 855-8001**

Power tap; with fuse; 2,5 mm<sup>2</sup> (12 AWG) - 6 mm<sup>2</sup> (10 AWG); Phase



**Item No.: 855-8004**

Power tap; without fuse; 10 mm<sup>2</sup> (8 AWG) - 16 mm<sup>2</sup> (6 AWG); N-conductor



**Item No.: 855-8002**

Power tap; without fuse; 2,5 mm<sup>2</sup> (12 AWG) - 6 mm<sup>2</sup> (10 AWG); N-conductor

### 1.1.8 Relay module

#### 1.1.8.1 Relay module



**Item No.: 857-304**

Relay module; Nominal input voltage: 24 VDC; 1 changeover contact; Limiting continuous current: 6 A; Yellow status indicator; Module width: 6 mm; 2,50 mm<sup>2</sup>; gray

### 1.1.9 Screwless end stop

#### 1.1.9.1 Mounting accessories



**Item No.: 249-117**

Screwless end stop; 10 mm wide; for DIN-rail 35 x 15 and 35 x 7.5; gray



**Item No.: 249-197**

Screwless end stop; 14 mm wide; for DIN-rail 35 x 15 and 35 x 7.5; gray



**Item No.: 249-116**

Screwless end stop; 6 mm wide; for DIN-rail 35 x 15 and 35 x 7.5; gray

### 1.1.10 Terminal blocks

#### 1.1.10.1 Supply module



Item No.: 857-979

Supply and through module

#### 1.1.10.2 Through terminal block



Item No.: 857-979

Supply and through module

### 1.1.11 Tool

#### 1.1.11.1 Operating tool




Item No.: 210-720


Operating tool; Blade: 3.5 x 0.5 mm; with a partially insulated shaft; multicoloured

## Installation Notes

### Configuring



Configuration via DIP switch




Configuration via WAGO Interface Configuration Software



Configuration via WAGO Interface Configuration App

### Commoning



Commoning, not discrete wiring – Same outline allows use of a single in-line, push-in jumper.