



# USB MicroSD Card Reader/Writer - microSD / microSDHC / microSDXC

PRODUCT ID: 939

IN STOCK

1	<a href="#">ADD TO CART</a>
---	-----------------------------

- 1-9
- 10-99
- 100+

[ADD TO WISHLIST](#)

[DESCRIPTION](#)

[TECHNICAL DETAILS](#)



# DESCRIPTION

This is the cutest little microSD card reader/writer - but don't be fooled by its adorableness! It's wicked fast and supports up to 64 GB SDXC cards! Simply slide the card into the edge and plug it into your computer. No drivers are required, it shows up as a standard 'Mass Storage' device under any OS. You can swap cards while the USB port is kept plugged in.

Comes with a handy little cord so you can attach it to your datalogger project. Also has a little plastic cover for the USB A connector part so it won't short against nearby electronics.

Max read speed is 16 MB/sec, max write speed is 6 MB/sec - most microSD cards are not this fast so the bottleneck will be the card, not the reader

**Does not come with a microSD card!** We do carry microSD cards in the shop that go great with the reader.

---

## TECHNICAL DETAILS


Reader Specifications:

- Dimensions — 0.984" x 0.478" x 0.104" (24.99mm x 12.14mm x 2.64mm)
- Operating Temperature — 0° to 60° C / 32° to 140° F
- Storage temperatures — -40° to 85° C / -40° to 185° F
- Weight — 0.137 oz (3.8g)



---

## LEARN




### [Haunted Portrait](#)

Make a spooky digital portrait come to life with a Raspberry Pi Zero image player



### [Pi Hole Ad Detection Display with PiTFT](#)

Watch advertisements get blocked from your entire network, in real-time!



### [Adafruit Raspberry Pi Educational Linux Distro](#)

Our tweaked distribution for teaching electronics using the Raspberry Pi



### [Chumby Hacker Board](#)

All the joy of Chumby, with extra chewy breakouts!



### [Adafruit's Raspberry Pi Lesson 1. Preparing an SD Card for your Raspberry Pi](#)



### [Raspberry Pi as a Media Center](#)

Turn your Raspberry Pi into a media center



### [Setting up a Raspberry Pi as a WiFi access point](#)


Make the most adorable little WiFi router



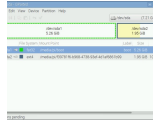
**Onion Pi**  
 Make a Raspberry Pi into a  
 Anonymizing Tor Proxy!



**Setting up a Raspberry Pi  
 with NOOBS**  
 Using NOOBS to install an  
 operating system.




**Adafruit Feather 32u4  
 Adalogger**  
 Thin and light, just like a...



**Resizing the Raspberry Pi  
 Boot Partition**  
 Long live Sneakernet!


## MAY WE ALSO SUGGEST...



MicroSD card breakout




SD/MicroSD Memory Card



USB Key Key - 2GB



Adafruit Feather M0



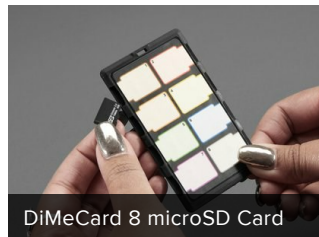
MicroSD Socket



OSMC RF Remote Control



8GB Class 10 SD/MicroSD



DiMeCard 8 microSD Card



Adafruit Feather 32u4

## DISTRIBUTORS [EXPAND TO SEE DISTRIBUTORS](#)

- [CONTACT](#)
- [SUPPORT](#)
- [DISTRIBUTORS](#)
- [EDUCATORS](#)
- [JOBS](#)
- [FAQ](#)
- [SHIPPING & RETURNS](#)
- [TERMS OF SERVICE](#)
- [PRIVACY & LEGAL](#)

*"We understand human mental processes only slightly better than a fish understands swimming" - **John McCarthy***



4.9 ★★★★★  
Google  
Customer Reviews