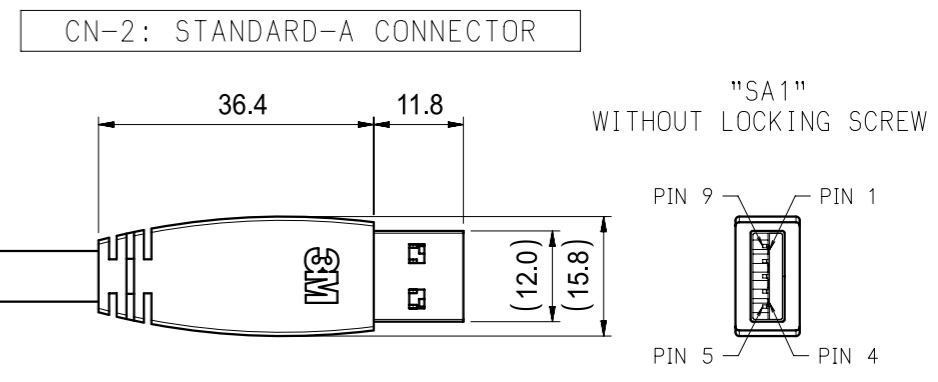
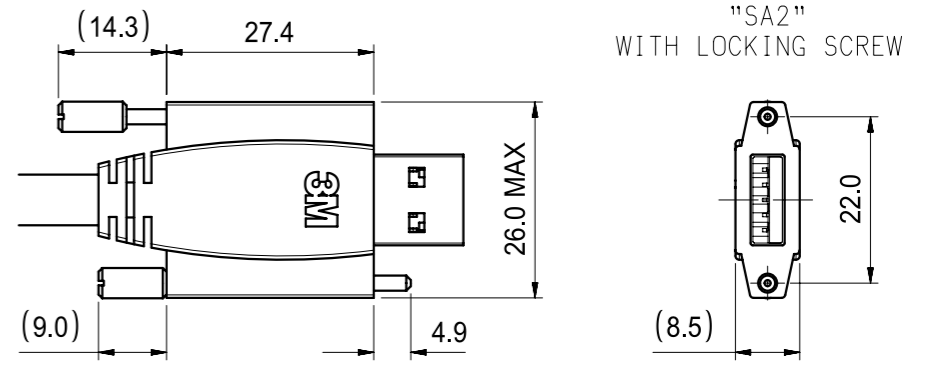
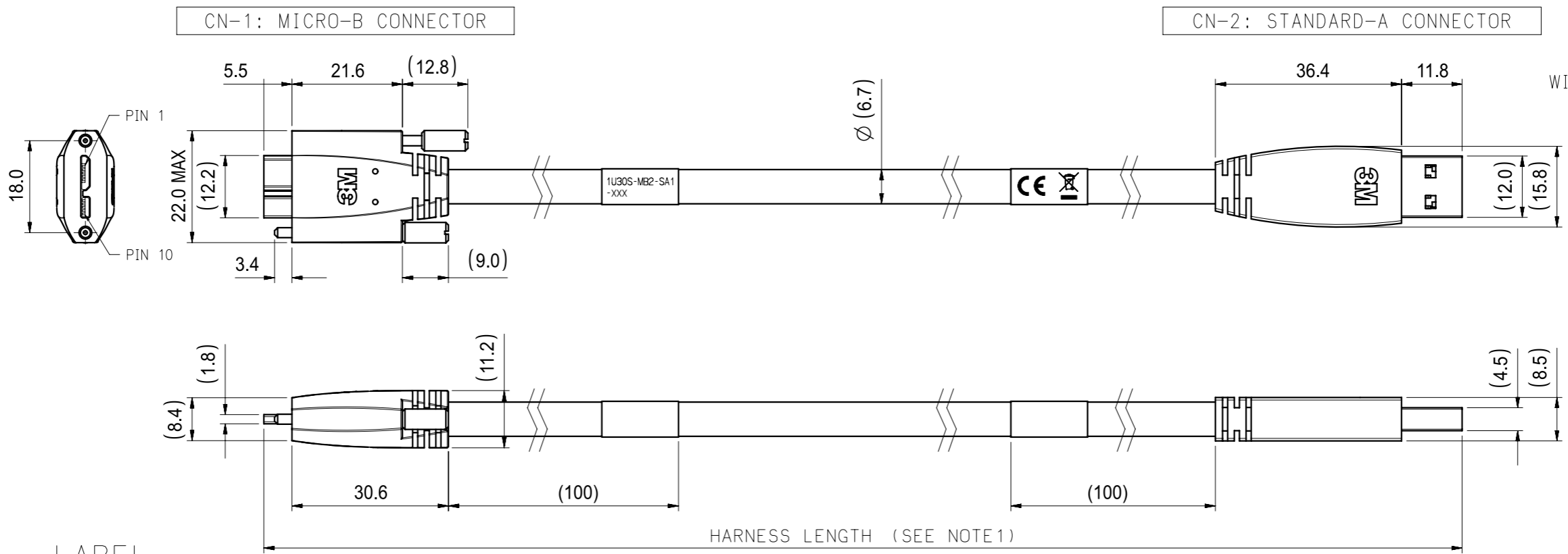


# 3M™ USB3 VISION INDUSTRIAL CAMERA CABLE ASSEMBLY, 1U30S SERIES


- USB3.0 SUPER SPEED DATA TRANSFER RATES UP TO 5Gbps
- HIGH TRANSMISSION CHARACTERISTICS
- HIGH FLEX CABLE FOR BENDING/SLIDING APPLICATION
- SECURE CONNECTION WITH LOCKING SCREW
- THIN CONNECTOR (STD-A) FOR TIGHT SPACE
- ROHS COMPLIANT
- CE MARKING

NOTES	
1	THE TOLERANCE OF HARNESS LENGTH IS LARGER VALUE OF EITHER +50mm/0 OR +3%/0 OF ORDER LENGTH



LABEL

1U30S-MB2-SAX	← 3M PART NUMBER
-XXX	
YYYYYYYYY	← LOT ID



TOLERANCES EXCEPT AS NOTED	DFTG M. NAITOU	DATE 9/30/21
INCHES	CHKD S. YOKOYAMA	DATE 9/30/21
.0 ±	MFG	DATE
.00 ±	APPVL Y. KAWATE	DATE 9/30/21
.000 ±	© 3M COPYRIGHT 2021	
MILLIMETERS	THIS DOCUMENT CONTAINS INFORMATION WHICH IS PROPRIETARY TO 3M COMPANY. NO REPRODUCTION OR PUBLICATION OF THIS DOCUMENT, IN WHOLE OR IN PART, SHALL BE MADE WITHOUT AUTHORIZATION FROM 3M.	
.0 ± .5	 THIRD ANGLE PROJECTION	
.00 ± .20		
.000 ± N/A	ANGLES ±5°	

A	105100	INITIAL RELEASE	MAY 30, 2022	MN	SY
REV.	ECO	ISSUE DATE AND DESCRIPTION		DRFT	CHKD
 3M Center St. Paul, MN 55144		DIVISION	EMSD	MODEL	
		DIVISION CODE			
TITLE USB3 VISION INDUSTRIAL CAMERA CABLE ASSEMBLY, 1U30S SERIES 1U30S-MB2-SAX-XXX					
FSCM NO.	SIZE	DRAWING NO.		REV.	
	A3	78-5100-2738-2		A	
SCALE		DET LISTS <input type="checkbox"/> YES <input type="checkbox"/> NO		SHT 1 OF 3	

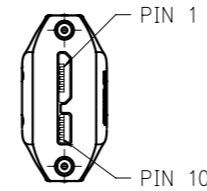
DRAWING NO. 78-5100-2738-2 A REV.

# 3M™ USB3 VISION INDUSTRIAL CAMERA CABLE ASSEMBLY, 1U30S SERIES

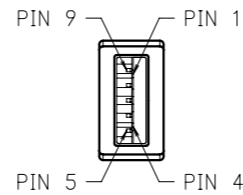
## PIN ASSIGNMENT

CN-1 (MICRO-B)		CABLE	CN-2 (STANDARD-A)	
1	VBUS	PWR	VBUS	1
2	D-	UTP_D-	D-	2
3	D+	UTP_D+	D+	3
4	NC	-		
5	GND	GND_PWRrt	GND	4
6	MicB_SSTX-	SDP1-	StdA_SSRX-	5
7	MicB_SSTX+	SDP1+	StdA_SSRX+	6
8	GND_Drain	Drain for SDP1,2	GND_Drain	7
9	MicB_SSRX-	SDP2-	StdA_SSTX-	8
10	MicB_SSRX+	SDP2+	StdA_SSTX+	9
SHELL		Braid shield	SHELL	

MICRO-B



STANDARD-A



CABLE	
UL NUMBER	UL AWM STYLE 20276
TEMPERATURE AND VOLTAGE RATING	80° C / 30V
CURRENT RATING	1.5A(VBUS,GND), 0.2A(Others)
SHEATH MATERIAL	PVC
COLOR	BLACK
OUTER DIAMETER	6.7mm
FLAMMABILITY	VW-1

PERFORMANCE	
OPERABLE TRANSMISSION DISTANCE	>5m (6m Max*)
FLEX DURABILITY	10 MILLION CYCLES ** (WITH DRAG CHAIN R50mm)

ENVIRONMENTAL	
OPERATING TEMPERATURE	0 to 70° C

\* DEPENDS ON USAGE CONDITIONS  
\*\* RESULT UNDER 3M TEST CONDITIONS

## ORDERING INFORMATION

1U30S-MB2-SAX-XXX

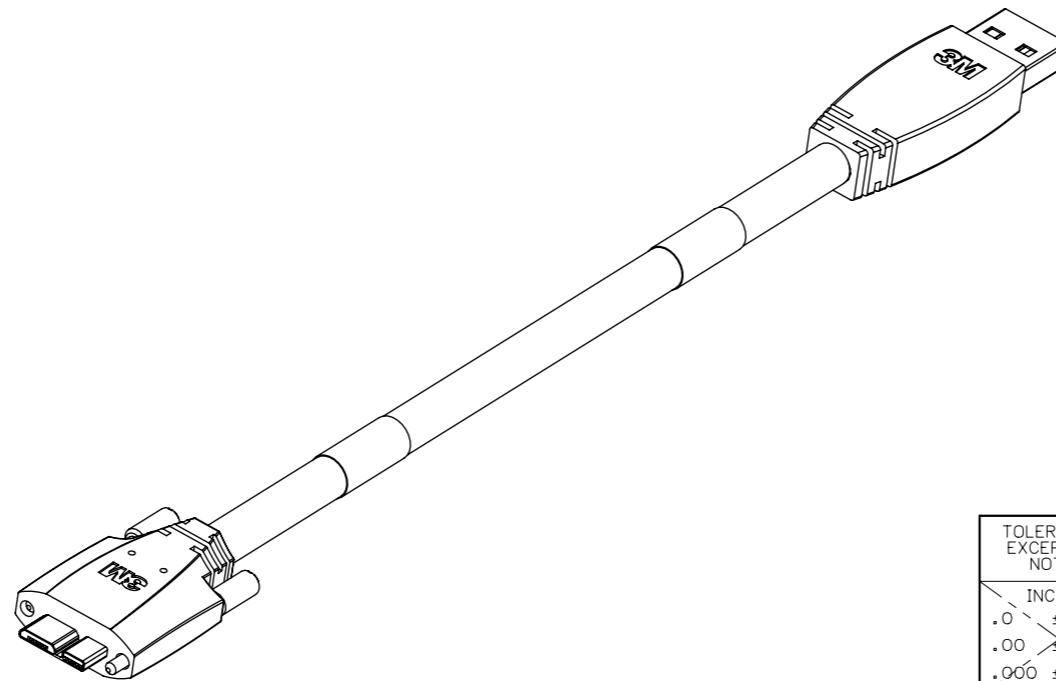
CN-1 CONNECTOR: \_\_\_\_\_  
MB2 = MICRO-B STRAIGHT,  
WITH LOCKING SCREW

HARNESS LENGTH  
(ex.150 : 1.50m)

CN-2 CONNECTOR: \_\_\_\_\_  
SA1 = STANDARD-A STRAIGHT, WITHOUT LOCKING SCREW  
SA2 = STANDARD-A STRAIGHT, WITH LOCKING SCREW

3M PART NUMBER	HARNESS LENGTH
1U30S-MB2-SA1-100	1m
1U30S-MB2-SA1-150	1.5m
1U30S-MB2-SA1-200	2m
1U30S-MB2-SA1-250	2.5m
1U30S-MB2-SA1-300	3m
1U30S-MB2-SA1-350	3.5m
1U30S-MB2-SA1-400	4m
1U30S-MB2-SA1-450	4.5m
1U30S-MB2-SA1-500	5m
1U30S-MB2-SA2-100	1m
1U30S-MB2-SA2-150	1.5m
1U30S-MB2-SA2-200	2m
1U30S-MB2-SA2-250	2.5m
1U30S-MB2-SA2-300	3m
1U30S-MB2-SA2-350	3.5m
1U30S-MB2-SA2-400	4m
1U30S-MB2-SA2-450	4.5m
1U30S-MB2-SA2-500	5m

OTHER LENGTHS AVAILABLE BY SPECIAL ORDER, CONTACT 3M FOR DETAILS.



TOLERANCES EXCEPT AS NOTED	DFTG M. NAITOU	DATE 9/30/21
	CHKD S. YOKOYAMA	DATE 9/30/21
	MFG	DATE
	APPVL Y. KAWATE	DATE 9/30/21
INCHES .0 ± .5 .00 ± .20 .000 ±	© 3M COPYRIGHT 2021 THIS DOCUMENT CONTAINS INFORMATION WHICH IS PROPRIETARY TO 3M COMPANY. NO REPRODUCTION OR PUBLICATION OF THIS DOCUMENT, IN WHOLE OR IN PART, SHALL BE MADE WITHOUT AUTHORIZATION FROM 3M.	
MILLIMETERS .0 ± .5 .00 ± .20 .000 ± N/A	THIRD ANGLE PROJECTION	
ANGLES ±5°		

A	105100	INITIAL RELEASE	MAY 30,2022	MN	SY
REV.	ECO	ISSUE DATE AND DESCRIPTION		DRFT	CHKD
<b>3M</b>		3M Center St. Paul, MN 55144	DIVISION EMSD	MODEL	
TITLE		USB3 VISION INDUSTRIAL CAMERA CABLE ASSEMBLY, 1U30S SERIES 1U30S-MB2-SAX-XXX			
FSCM NO.	SIZE A3	DRAWING NO. 78-5100-2738-2		REV. A	
SCALE		DET LISTS <input type="checkbox"/> YES <input type="checkbox"/> NO		SHT 2 OF 3	

DRAWING NO. 78-5100-2738-2 A

REV. A

# 3M™ USB3 VISION INDUSTRIAL CAMERA CABLE ASSEMBLY, 1U30S SERIES

**Regulatory:** For regulatory information about this product, visit [3M.com/regs](http://3M.com/regs) or contact your 3M representative.

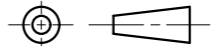
**Technical Information:** The technical information, recommendations and other statements contained in this document are based upon tests or experience that 3M believes are reliable, but the accuracy or completeness of such information is not guaranteed.

**Product Use:** Many factors beyond 3M's control and uniquely within user's control can affect the use and performance of a 3M product in a particular application. Given the variety of factors that can affect the use and performance of a 3M product, user is solely responsible for evaluating the 3M product and determining whether it is fit for a particular purpose and suitable for user's method of application.

**Warranty, Limited Remedy, and Disclaimer:** Unless an additional warranty is specifically stated on the applicable 3M product packaging or product literature, 3M warrants that each 3M product meets the applicable 3M product specification at the time 3M ships the product. 3M MAKES NO OTHER WARRANTIES OR CONDITIONS, EXPRESS OR IMPLIED, INCLUDING, BUT NOT LIMITED TO, ANY IMPLIED WARRANTY OR CONDITION OF MERCHANTABILITY OR FITNESS FOR A PARTICULAR PURPOSE OR ANY IMPLIED WARRANTY OR CONDITION ARISING OUT OF A COURSE OF DEALING, CUSTOM OR USAGE OR TRADE. If the 3M product does not conform to this warranty, then the sole and exclusive remedy is, at 3M's option, replacement of the 3M product or refund of the purchase price.

**Limitation of Liability:** Except where prohibited by law, 3M will not be liable for any loss or damage arising from the 3M product, whether direct, indirect, special, incidental or consequential, regardless of the legal theory asserted, including warranty, contract, negligence or strict liability.

3M Company  
 Electronics Materials Solutions Division  
 13011 McCallen Pass, Bldg. C  
 Austin, TX 78753-5380  
 1-800-225-5373  
[www.3M.com/interconnect](http://www.3M.com/interconnect)

A		105100	INITIAL RELEASE	MAY 30,2022	MN	SY	
REV.	ECO	ISSUE DATE AND DESCRIPTION			DRFT	CHKD	
DFTG		M. NAITOU	DATE	9/30/21	3M Center St. Paul, MN 55144		
CHKD		S. YOKOYAMA	DATE	9/30/21	DIVISION EMSD MODEL		
MFG			DATE		DIVISION CODE		
APPVL		Y. KAWATE	DATE	9/30/21	TITLE		
TOLERANCES EXCEPT AS NOTED		© 3M COPYRIGHT 2021 THIS DOCUMENT CONTAINS INFORMATION WHICH IS PROPRIETARY TO 3M COMPANY. NO REPRODUCTION OR PUBLICATION OF THIS DOCUMENT, IN WHOLE OR IN PART, SHALL BE MADE WITHOUT AUTHORIZATION FROM 3M.				USB3 VISION INDUSTRIAL CAMERA CABLE ASSEMBLY, 1U30S SERIES 1U30S-MB2-SAX-XXX	
INCHES		.0 ± .00 ± .000 ±				FSCM NO.	
MILLIMETERS		.0 ± .5 .00 ± .20 .000 ± N/A				SIZE A3	
ANGLES ±5°		 THIRD ANGLE PROJECTION				DRAWING NO. 78-5100-2738-2	
						REV. A	
		SCALE				DET LISTS <input type="checkbox"/> YES <input type="checkbox"/> NO	
						SHT 3 OF 3	

DRAWING NO. 78-5100-2738-2 A REV.