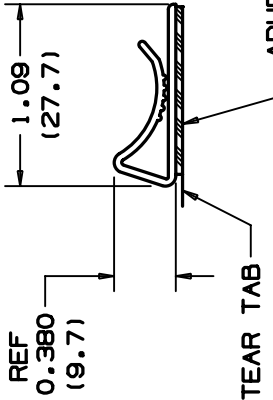
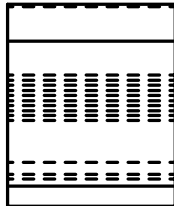



THIS COPY IS PROVIDED ON A RESTRICTED BASIS AND IS NOT TO BE USED IN ANY WAY DETRIMENTAL TO THE INTERESTS OF PANDUIT CORP.

NO WARRANTY, EXPRESSED OR IMPLIED, IS MADE BY PANDUIT WITH RESPECT TO ADHESIVE BOND PERFORMANCE, AMONG OTHER THINGS, THE CONDITIONS UNDER WHICH THESE MOUNTS MAY BE APPLIED AND/OR THE SURFACE TO WHICH THEY MAY BE APPLIED ARE BEYOND PANDUIT'S CONTROL.



ADHESIVE BACKING
PRESSURE SENSITIVE FOAM TAPE .040 (1.02)
THICK WITH RUBBER ADHESIVE AND PROTECTIVE
LINER. MOUNT IS DESIGNED TO SUPPORT .5 LB.
(227g) MAXIMUM WEIGHT ON A CLEAN, DRY,
SMOOTH, GREASE-FREE SURFACE.

* PANDUIT PART NO.	WEIGHT LBS/100 PCS.
FCC-A	0.60 (274)

TO APPLY MOUNT:

1. REMOVE PROTECTIVE LINER.
2. PLACE IN DESIRED LOCATION.
3. APPLY PRESSURE TO TOP CENTER OF MOUNT.

NOTES:

- *1. SEE CURRENT PRICE SHEET FOR PART NUMBER SUFFIX DESIGNATION FOR PACKAGE SIZE.
2. MAXIMUM FLAT CABLE STACKING HEIGHT IN CLIP IS .17(4.3).

(DIMENSIONS IN PARENTHESES ARE IN METRIC.)

QCP FILMING/LINER

GB0239BD_PB_FCCACLIP_03



CORP. TINLEY PARK, ILLINOIS

FLAT CABLE CLIP (FCC-A)

UNLESS OTHERWISE SPECIFIED,
DIMENSIONAL TOLERANCES ARE:
(.X) ± 0.112(.5) (.XXX) ± 0.020(.5)
(.XX) ± 0.025(.6) ANGLES ± 5°

UNLESS OTHERWISE SPECIFIED,
ALL DIMENSIONS ARE GIVEN
IN INCHES, THIRD ANGLE PROJECTION.

DRAWN BY SJS MAT'L

SCALE FULL

DATE 10-7-92

DWG NO. GB0239BD

PVC
COLOR: GRAY

SIZE A

REV	DATE	BY	CHK	DESCRIPTION	ECN	R	CUST	SUP
3	4/28/04	JAD		CUT LENGTH TOL WAS .030"	GB0239BD	3		
2	6/25/01	LGG		ADDED REF AND UPDATE FOR WEB	GB0239BD	2		
1	2-18-94	SJS		REVERSED TEAR TAB	GB0239BD	1		
R	10-7-92	SJS		INITIAL RELEASE	GB0239BD	R		