


# LOW JITTER PIN CONFIGURABLE CMOS OUTPUT ULTRA MINIATURE PURE SILICON™ CLOCK OSCILLATOR

ASEMCC



Life Size 3.2 x 2.5 x 0.85 mm

ASEMCC

Moisture Sensitivity Level – MSL 1



RoHS  
Compliant

## FEATURES:

- Ultra Miniature Pure Silicon™ Clock Oscillator
- Pin Configurable CMOS output
- Low Jitter (Period Jitter RMS 3ps typical)
- Low Integrated Phase Jitter 2ps max
- Tight Stability +/-10ppm -40 to +85C
- Excellent Shock & Vibration Immunity

## APPLICATIONS:

- Consumer Electronics
- Storage Area Networks
- SATA, SAS, Fibre Channel
- Passive Optical Networks
- EPON, 10G-EPON, GPON, 10G-PON
- Ethernet
- 1G, 10GBASE-T/KR/LR/SR, and FCoE
- PCI Express

Low Jitter  
Pin Configurable  
CMOS Output  
3G MEMS

## STANDARD SPECIFICATIONS:

### Pre-programmed Output Frequency Configuration

Ordering Info	Freq (MHz)	Freq Select Bits [FS1, FS0] – Default is [11]			
		00	01	10	11
Frequency Configuration 1	f <sub>OUT</sub>	27	24	148.5	<b>74.25</b>
Frequency Configuration 2	f <sub>OUT</sub>	155.52	106.25	156.25	<b>125</b>
Frequency Configuration 3	f <sub>OUT</sub>	25	75	125	<b>1 50</b>
Custom Configuration	f <sub>OUT</sub>	Contact Abracon for customized configurations			

Frequency select bits [FS1, FS0] are weakly tied high so if left floated, the default setting will be [11] and the device will output the associated frequency highlighted in Bold. If other frequency combinations are required, please contact Abracon for customized configuration. Please see the configurable frequency range in the section 2.0

## Key Electrical Specifications

Parameters	Minimum	Typical	Maximum	Units	Notes	
Configurable frequency range	10	----	170	MHz	Commercial, Industrial temp range Automotive temp range	
	10	----	100			
Operating Temperature	-20	----	+70	°C	See options	
Storage Temperature	-55	----	+150	°C		
Overall Frequency Stability*1	-50	----	+50	ppm	See options	
Supply Voltage (V <sub>dd</sub> )	+2.25	----	+3.6	V		
Startup Time	----	----	5	ms		
Enable Time	----	----	20	ns		
Disable Time	----	----	5	ns		
Disable Current	----	21	23	mA		
Tri-state Function (Standby/Disable)	"1" (VIH ≥ 0.75*V <sub>dd</sub> ) or Open: Oscillation "0" (VIL < 0.25*V <sub>dd</sub> ) : Hi Z			V	40kΩ pull-up resistor embedded	
Aging	-5.0	----	+5.0	ppm	First year	
Supply Current (I <sub>dd</sub> )	----	31	35	mA	CL=15pF, 125MHz	
Output Logic Level	V <sub>OH</sub>	0.9*V <sub>dd</sub>	----	V	I=±6mA	
	V <sub>OL</sub>	----	0.1*V <sub>dd</sub>			
Rise Time	Tr	----	1.1	2.0	ns	CL=15pF
Fall Time	Tf	----	1.3	2.0	ns	20%/80%*VDD
Duty Cycle		45	----	55	%	

\*1. Frequency stability includes frequency variations due to initial tolerance, temp. and power supply voltage

ABRACON IS  
ISO9001:2008  
CERTIFIED




ABRACON  
CORPORATION

Visit [www.abracon.com](http://www.abracon.com) for Terms & Conditions of Sale **Revised: 11.17.14**  
30332 Esperanza, Rancho Santa Margarita, California 92688  
tel 949-546-8000 | fax 949-546-8001 | [www.abracon.com](http://www.abracon.com)

# LOW JITTER PIN CONFIGURABLE CMOS OUTPUT ULTRA MINIATURE PURE SILICON™ CLOCK OSCILLATOR

ASEMCC



Life Size  
3.2 x 2.5 x 0.85 mm

ASEMCC



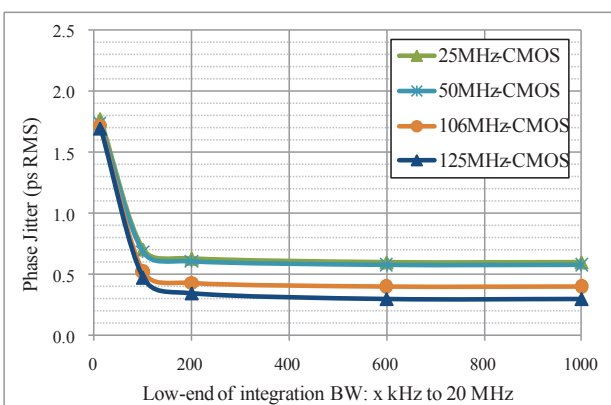
RoHS  
Compliant

## Key Electrical Specifications (continued)

Parameters	Minimum	Typical	Maximum	Units	Notes
Period Jitter RMS ( $J_{PER}$ )	----	3.0	----	ps	F01=F02= 125MHz
Integrated Phase Jitter ( $J_{PH}$ )	----	0.30	2	ps	200kHz ~ 20MHz, 125MHz
	----	0.38	2		100kHz ~ 20MHz, 125MHz
	----	1.70	2		12kHz ~ 20MHz, 125MHz

## PHASE JITTER

## ABSOLUTE MAXIMUM RATINGS:



Item	Minimum	Maximum	Unit	Condition
Supply Voltage	-0.3	+4.0	V	
Input Voltage	-0.3	$V_{dd}+0.3$	V	
Junction Temp.	----	+150	°C	
Storage Temp.	-55	+150	°C	
Soldering Temp.	----	+260	°C	40sec max
ESD				
HBM		4,000	V	
MM		200		
CDM		1,500		

## OPTIONS AND PART IDENTIFICATION:

(left blank if standard)

ASEMCC  -  -  -

Frequency Combination (See table below)
1: Cfg. 1
2: Cfg. 2
3: Cfg. 3

Operating Temp.
Blank: -20°C ~ +70°C
L: -40°C ~ +85°C
X: -40°C ~ +105°C
Z: -55°C ~ +125°C

Overall Freq. Stability
Blank: ±50ppm
Y: ±10ppm*
R: ±25 ppm

Packaging
Blank: Tube (110pcs / Tube)
T: Tape & Reel (1kpcs / reel)
T3: Tape & Reel (3kpcs / reel)
T5: Tape & Reel (5kpcs / reel)

\*-20°C ~ +70°C, option L, or X only

Ordering Info	Freq (MHz)	Freq Select Bits [FS1, FS0] – Default is [11]			
		00	01	10	11
Configuration 1	$f_{OUT}$	27	24	148.5	74.25
Configuration 2	$f_{OUT}$	155.52	106.25	156.25	125
Configuration 3	$f_{OUT}$	25	75	125	150
Custom Configuration	$f_{OUT}$	Contact Abracon for customized configurations			

Default condition: Frequency select bits [FS1, FS0] are all left floated. FS1, FS0 are pulled high [11]  
Frequency combination and default frequency is customized upon request. Please contact Abracon for the frequency combinations.

ABRACON IS  
ISO9001:2008  
CERTIFIED




ABRACON  
CORPORATION

Visit [www.abracon.com](http://www.abracon.com) for Terms & Conditions of Sale **Revised: 11.17.14**  
30332 Esperanza, Rancho Santa Margarita, California 92688  
tel 949-546-8000 | fax 949-546-8001 | [www.abracon.com](http://www.abracon.com)

# LOW JITTER PIN CONFIGURABLE CMOS OUTPUT ULTRA MINIATURE PURE SILICON™ CLOCK OSCILLATOR

ASEMCC



Life Size  
3.2 x 2.5 x 0.85 mm

ASEMCC

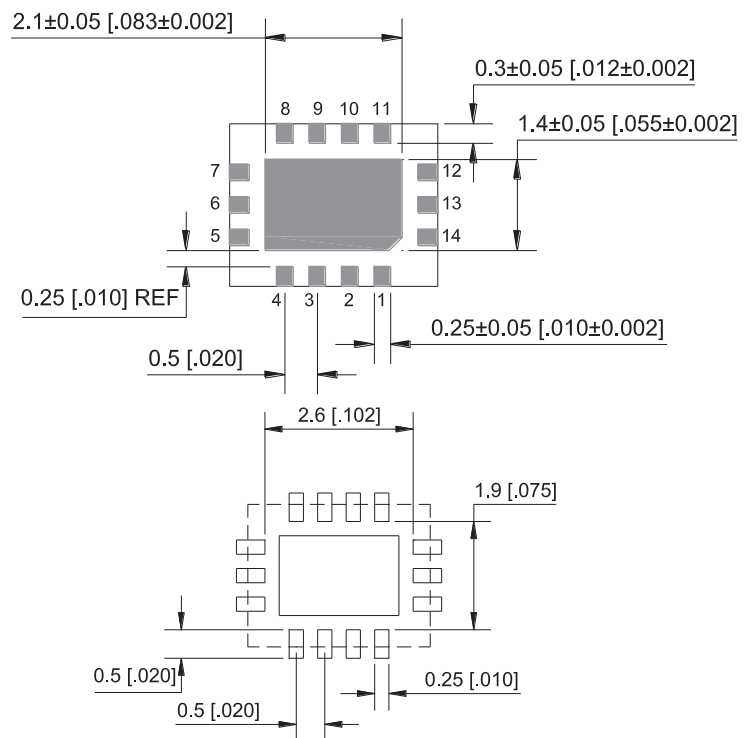
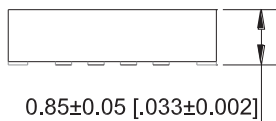
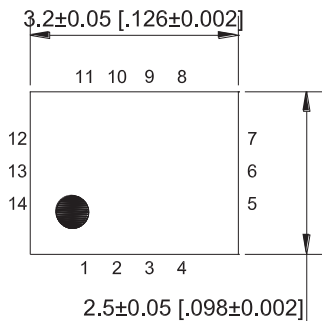


## CONFIGURABLE OUTPUT STRENGTH (Tr/Tf)

Output (Tr/Tf) are configurable by the control pins OS2, OS1 and OS0. The combinations are described in the table below.

Output Drive Strength Bits [OS2, OS1, OS0] - Default [111]								
	000	001	010	011	100	101	110	111
Tr (ns)	2.1	1.7	1.6	1.4	1.3	1.3	1.2	<b>1.1</b>
Tf (ns)	2.5	2.4	2.4	2.2	1.8	1.6	1.4	<b>1.4</b>

## MECHANICAL DIMENSIONS



Recommended Land Pattern

Pin No.	Pin Name	Pin Type	Description
1	Enable	I	Enables outputs when high and disables (tri-state) them when low
2	NC	NA	Leave unconnected or grounded
3	NC	NA	Leave unconnected or grounded
4	GND	Power	Ground
5	FS0	I	Least significant bit for frequency selection
6	FS1	I	Most significant bit for frequency selection
7	NC	NA	Leave unconnected or grounded
8	Output1	O	CMOS output 1
9	OS0	I	Least significant bit for output drive strength selection
10	OS1	I	Middle bit for output drive strength selection
11	NC	NA	Leave unconnected or grounded
12	VDD2	Power	Power Supply
13	VDD	Power	Power Supply
14	OS2	I	Most significant bit for output drive strength selection

Dimensions: mm (inches)

ABRACON IS  
ISO9001:2008  
CERTIFIED




ABRACON  
CORPORATION

Visit [www.abracon.com](http://www.abracon.com) for Terms & Conditions of Sale **Revised: 11.17.14**  
30332 Esperanza, Rancho Santa Margarita, California 92688  
tel 949-546-8000 | fax 949-546-8001 | [www.abracon.com](http://www.abracon.com)

# LOW JITTER PIN CONFIGURABLE CMOS OUTPUT ULTRA MINIATURE PURE SILICON™ CLOCK OSCILLATOR

ASEMCC

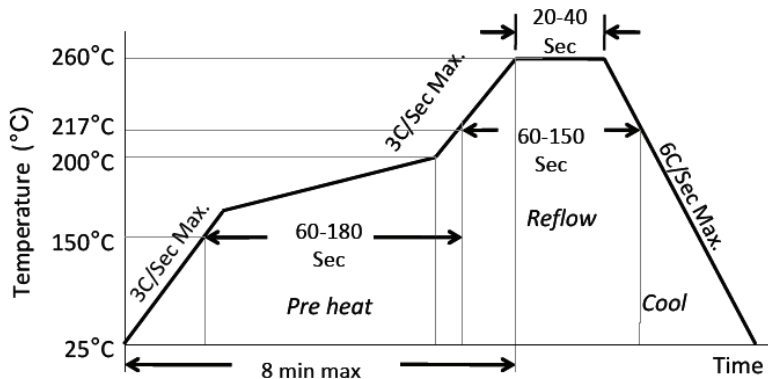


Life Size  
3.2 x 2.5 x 0.85 mm

ASEMCC

**Pb** RoHS  
Compliant

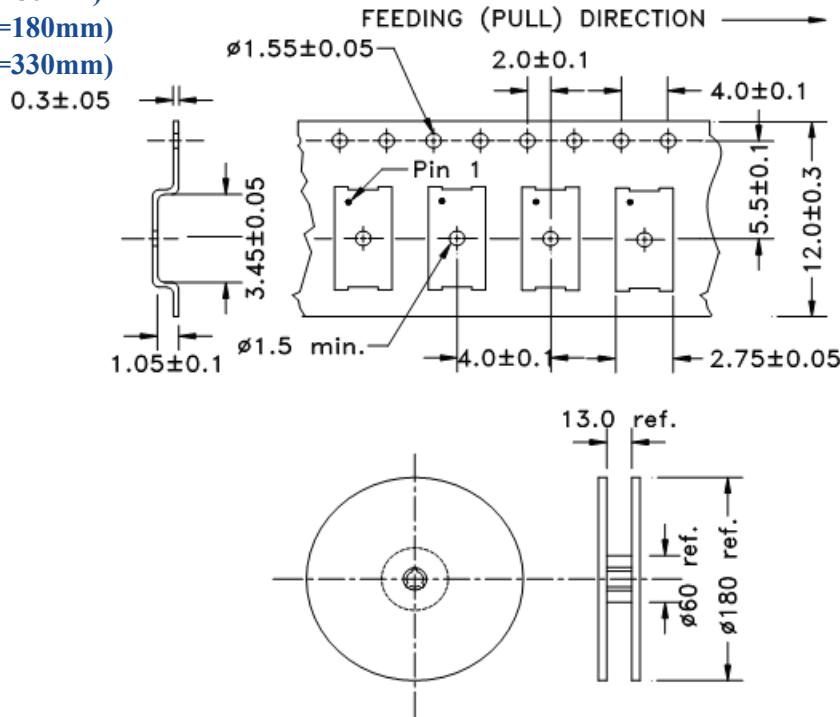
## REFLOW PROFILE



Ramp-Up Rate (200°C to Peak Temp)	3°C/Sec Max.
Preheat Time 150°C to 200°C	60-180 Sec
Time maintained above 217°C	60-150 Sec
Peak Temperature	255-260°C
Time within 5°C of actual Peak	20-40 Sec
Ramp-Down Rate	6°C/Sec Max.
Time 25°C to Peak Temperature	8 min Max.

## TAPE & REEL:

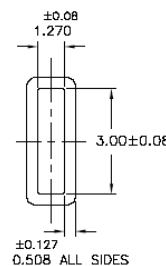
T= 1,000pcs/reel (D=180mm)  
T3= 3,000pcs/reel (D=180mm)  
T5= 5,000pcs/reel (D=330mm)



Tube: 110 pcs/tube



Dimensions: mm



Unit orientation in tube:



**ATTENTION:** Abracon Corporation's products are COTS – Commercial-Off-The-Shelf products; suitable for Commercial, Industrial and, where designated, Automotive Applications. Abracon's products are not specifically designed for Military, Aviation, Aerospace, Life-dependant Medical applications or any application requiring high reliability where component failure could result in loss of life and/or property. For applications requiring high reliability and/or presenting an extreme operating environment, written consent and authorization from Abracon Corporation is required. Please contact Abracon Corporation for more information.

ABRACON IS  
ISO9001:2008  
CERTIFIED



Visit [www.abracon.com](http://www.abracon.com) for Terms & Conditions of Sale **Revised: 11.17.14**  
30332 Esperanza, Rancho Santa Margarita, California 92688  
tel 949-546-8000 | fax 949-546-8001 | [www.abracon.com](http://www.abracon.com)