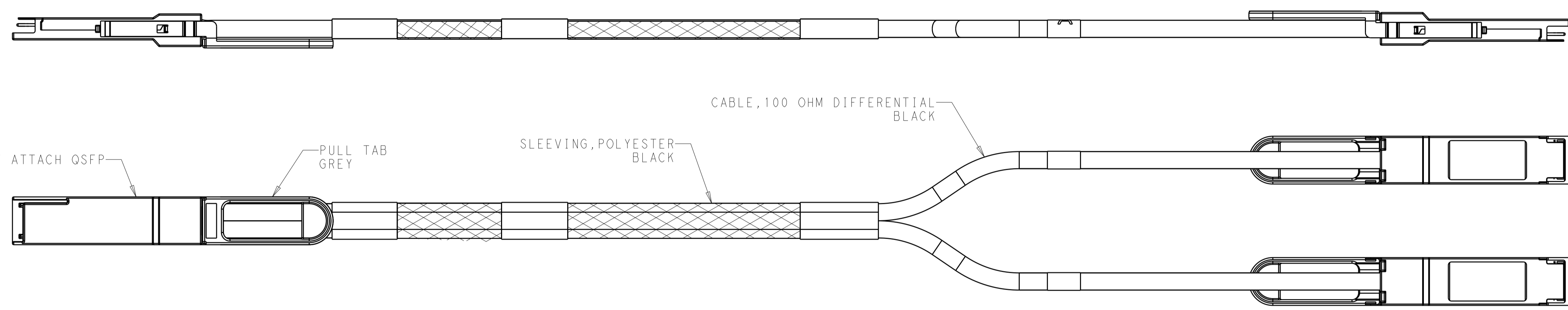
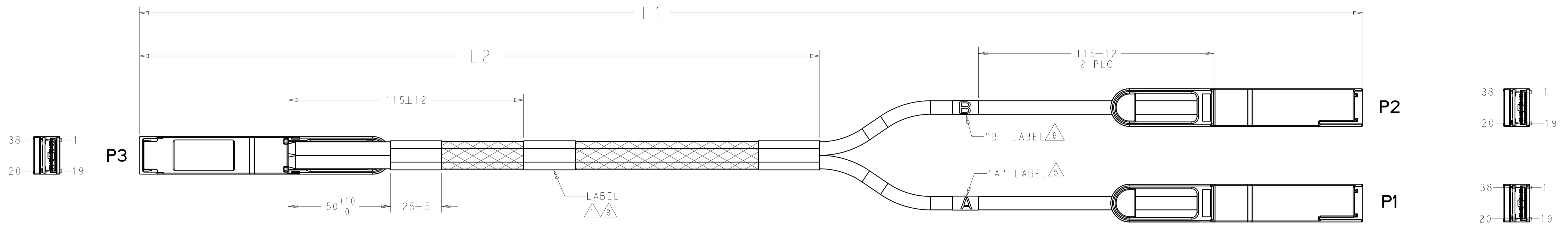
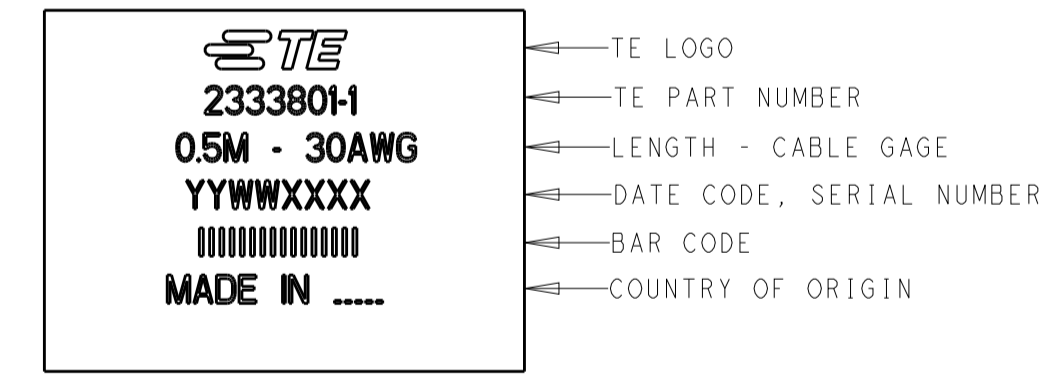


REVISIONS				
P	LTN	DESCRIPTION	DATE	OWN APVD
A	PER	ECO-18-020143	31DEC2018	MY GF
-	-	-	-	-
-	-	-	-	-



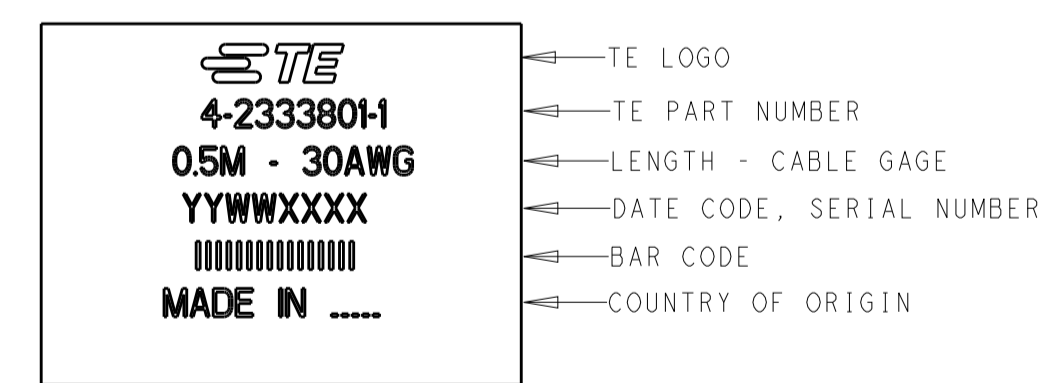
△ LABEL INFORMATION FOR 25 GIG PNS (-1 THRU -6): -1 SHOWN.



△ TEST IN ACCORDANCE WITH IEEE802.3bj.

△ DASH NUMBER 41 THRU 44 CONFORM TO 56G, PAM-4 IEEE802.3CD PERFORMANCE REQUIREMENTS.


△ LABEL INFORMATION FOR 56 GIG PNS (-41 THRU -44): -41 SHOWN.



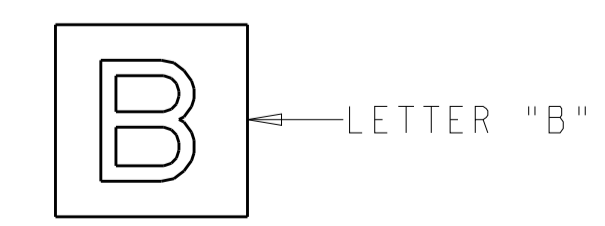
△ NO SLEEVING REQUIRED FOR 0.5M LENGTH(2333801-1 AND 4-2333801-1).

- SEE SHEET 2 FOR WIRING SCHEMATIC.
- PRODUCT AND PROCESSING MUST MEET THE REQUIREMENTS OF TE SPECIFICATION TEC-138-702.
- CABLE ASSEMBLY TO BE TESTED FOR OPENS, SHORTS AND PROPER EEPROM PROGRAMMING.

△ LABEL INFORMATION:



△ LABEL INFORMATION:



△8	30	1000±25	2000 +80/-0	4-2333801-4
	30	500±25	1500 +50/-0	4-2333801-3
	30	500±25	1000 +50/-0	4-2333801-2
	30	250±25	500 +50/-0	4-2333801-1
△7	30	1000±25	3000 +80/-0	2333801-6
	30	1000±25	2500 +80/-0	2333801-5
	30	1000±25	2000 +80/-0	2333801-4
	30	500±25	1500 +50/-0	2333801-3
	30	500±25	1000 +50/-0	2333801-2
	30	250±25	500 +50/-0	2333801-1
STANDAARD	GAGE	"L2" mm	"L1" mm	PART NO

THIS DRAWING IS A CONTROLLED DOCUMENT. DWN: YI 05MAY2018

CHK: G. FRANKLIN 05MAY2018

APVD: G. FRANKLIN 05MAY2018

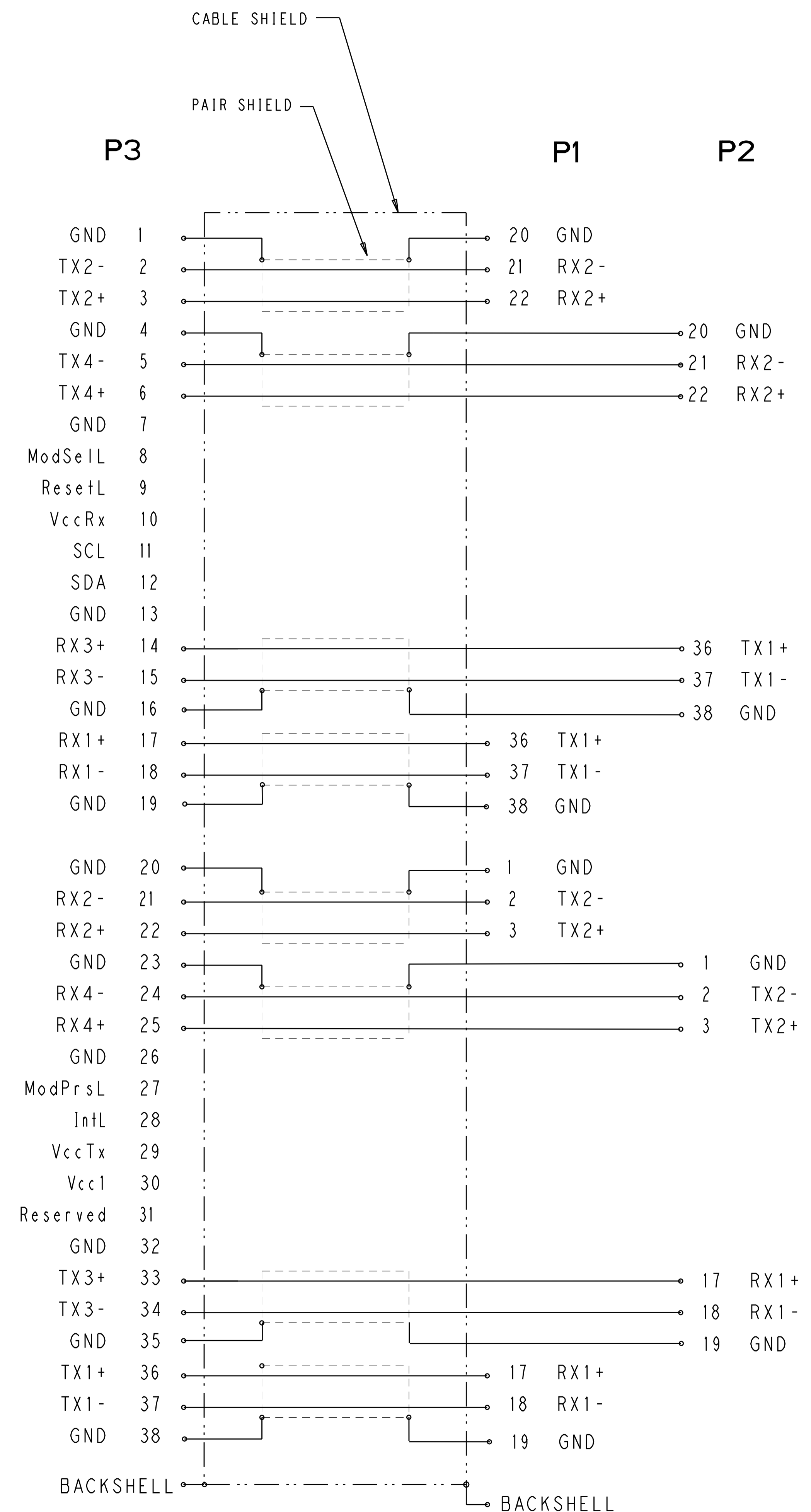
NAME: CABLE ASSEMBLY, QSFP TO (2) QSFP 25GIG, 30AWG

SIZE: A1 CAGE CODE: 100779 DRAWING NO: 2333801

RESTRICTED TO: RESTRICTED CUSTOMER

SCALE: 5:1 SHEET 1 OF 2 REV A

REVISIONS				
P.	LTN	DESCRIPTION	DATE	APVD
-	-	SEE SHEET 1	-	-



WIRING PATTERN

THIS DRAWING IS A CONTROLLED DOCUMENT.		OWN: Y1 05MAY2018	TE Connectivity
DIMENSIONS: mm		CHK: G. FRANKLIN 05MAY2018	
TOLERANCES UNLESS OTHERWISE SPECIFIED: 0 PLC ± 1 PLC ± 2 PLC ± 3 PLC ± 4 PLC ± ANGLES ±		APVD: G. FRANKLIN 05MAY2018	NAME: CABLE ASSEMBLY, QSFP TO (2) QSFP 25GIG, 30AWG
MATERIAL: -		FINISH: -	RESTRICTED TO: -
WEIGHT: -		RESTRICTED CUSTOMER	SIZE: A1 CAGE CODE: 00779 DRAWING NO: 2333801 SCALE: 5:1 SHEET 2 OF 2 REV A