


TIGER EYE™ FLAT IDC WIRE CABLES

(1.27 mm) .050" PITCH • FFMD SERIES



FFMD

Mates:
FLE*, SFMC*

TRANSFER END

Mates:
FTS, FTSH, EHF,
SHF, ESHF

SPECIFICATIONS

Insulator Material:

PBT
Terminal:
Phosphor Bronze
Contact:
BeCu (-T)
Plating:
Sn over 50 μ" (1.27 μm) Ni
Wire:
30 AWG
Current Rating:
2.5 A per pin
(2 pins powered)
Operating Temp Range:
-40 °C to +105 °C
Voltage Rating:
215 VAC / 304 VDC

ALSO AVAILABLE

MOQ Required

Other sizes

SERIES	NO. PINS PER ROW	END OPTION	OVERALL LENGTH	01	TRANSFER OPTION	OTHER OPTION
--------	------------------	------------	----------------	----	-----------------	--------------

FFMD
= Terminal Strip

-04, -05, -08, -10, -13, -17, -20, -25
(Standard sizes)

-S
= Single End
-D
= Double End
-T
= Transfer End

-"XX.XX"
= Assembled Length

Leave blank for -S and -D End Options.

-N
= Notch Polarization on socket (-T end only) (Not available with -04 position)

-RW
= Reverse Wiring (Red wire opposite position #1)

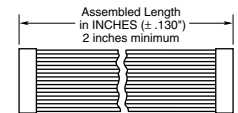
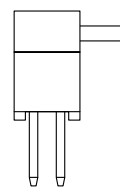
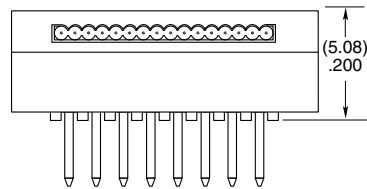
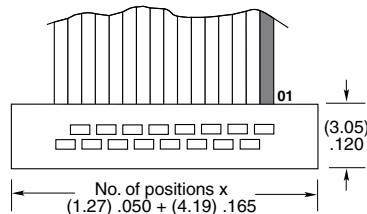
-D "XX"
= Daisy Chain

-SR
= Strain Relief (Mates only with ESHF Series) (Not available with -O, -M, -R or -DXX)

-R
= Reversed

-M
= Middle Reversed (Requires -DXX)

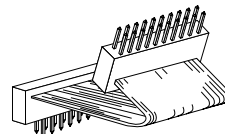
-O
= Outside Reversed (Requires -DXX)



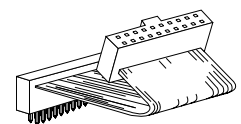
Assemble Length ("XX.XX")



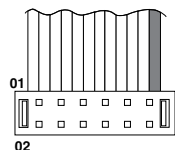
Single End (-S)



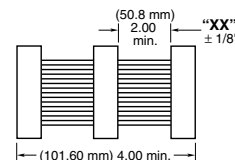
Double End (-D)



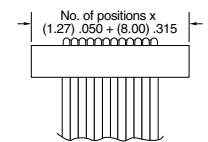
Transfer End (-T)



Reverse Wiring (-RW)



Daisy Chain (-D "XX")



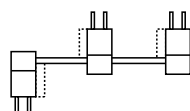
Strain Relief (-SR)

*Note:

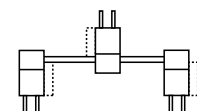
Standard FFMD callout will not mate with FLE, SFMC. Must use gold plated callouts. (See drawing on web.) When mated with a socket, Wire 1 mates with Pin 2; Wire 2 mates with Pin 1, etc.

Note:

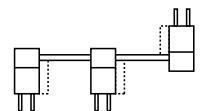
This Series is non-standard, non-returnable.



Reversed (-R)



Middle Reversed (-M)



Outside Reversed (-O)