

# HFMBF201 thru HFMBF208

Surface Mount Glass Passivated High Efficiency Rectifiers  
Reverse Voltage 50 to 1000V Forward Current 2.0A

## FEATURES

- \* Plastic package has Underwriters Laboratories Flammability Classification 94V-0
- \* Ideally suited for use in very high frequency switching power supplies, inverters and as free wheeling diodes
- \* Ultrafast recovery time for high efficiency
- \* Excellent high temperature switching
- \* Soft recovery characteristics
- \* Cavity-free glass passivated junction
- \* High temperature soldering guaranteed:  
\* 260°C/10 seconds, 0.375" (9.5mm) lead length, 5 lbs. (2.3kg) tension

## Mechanical Data

**Case:** JEDEC SMB-FL, molded plastic over glass die

**Terminals:** Plated leads, solderable per MIL-STD-750, Method 2026

**Polarity:** Color band denotes cathode end

**Mounting Position:** Any

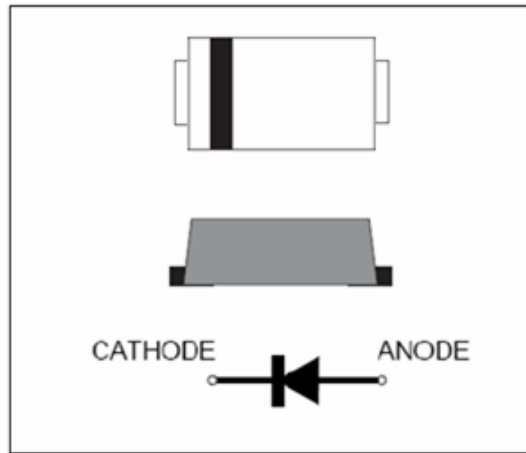
**Weight:** 0.066 g

**Handling precaution:** None

## 1. Electrical Characteristic

**Maximum & Thermal Characteristics Ratings** at 25°C ambient temperature unless otherwise specified.

Parameter Symbol	symbol	HFMB F201	HFMB F202	HFMB F203	HFMB F204	HFMB F205	HFMB F206	HFMB F207	HFMB F208	Unit
device marking code		HF201	HF202	HF203	HF204	HF205	HF206	HF207	HF208	
Maximum repetitive peak reverse voltage	$V_{RRM}$	50	100	200	300	400	600	800	1000	V
Maximum RMS voltage	$V_{RMS}$	35	70	140	210	280	420	560	700	V
Maximum DC blocking voltage	$V_{DC}$	50	100	200	300	400	600	800	1000	V
Maximum average forward rectified current lead length at $T_c = 75^\circ\text{C}$	IF(AV)	2.0								A
Peak forward surge current 8.3ms single half sine-wave superimposed on rated load (JEDEC Method)	$I_{FSM}$	60								A
Typical thermal resistance (Note 1)	$R_{\theta JA}$ $R_{\theta JC}$	135 25								$^\circ\text{C/W}$
Operating junction and storage temperature range	$T_J$ , $T_{STG}$	-50 to +150								$^\circ\text{C}$



we declare that the material of product is halogen free (green epoxy compound).

**Electrical Characteristics Ratings** at 25°C ambient temperature unless otherwise specified.

Parameter Symbol	symbol	HFMB F201	HFMB F202	HFMB F203	HFMB F204	HFMB F205	HFMB F206	HFMB F207	HFMB F208	Unit
Maximum instantaneous forward voltage at 2.0A	$V_F$	1.00		1.30		1.85				V
Maximum DC reverse current $T_A = 25^\circ\text{C}$ at rated DC blocking voltage $T_j = 100^\circ\text{C}$	IR	5.0 50								$\mu\text{A}$
Typical reverse recovery time (Note 1)	$t_{rr}$	50				75				ns
Typical junction capacitance at 4.0V, 1MHz	CJ	17								PF

NOTES:

1.  $I_F = 0.5\text{A}$ ,  $I_R = 1.0\text{A}$ ,  $I_{RR} = 0.25\text{A}$
2. 8.0mm<sup>2</sup> (.013mm thick) land areas

# HFMBF201 thru HFMBF208

## 2. Ratings and Characteristic Curves (TA = 25°C unless otherwise noted)

Fig. 1 - Forward Current Derating Curve

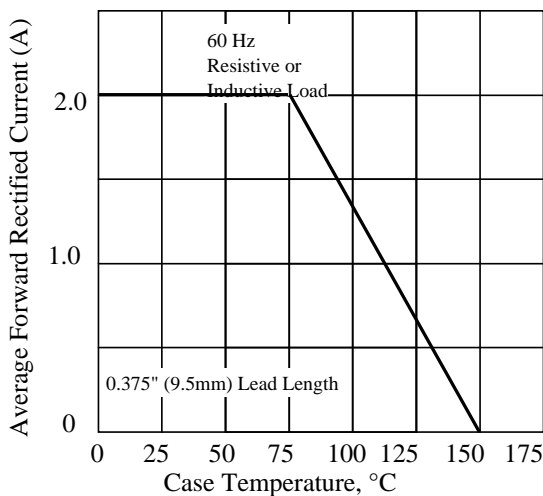


Fig. 2 - Maximum Non-repetitive Peak Forward Surge Current

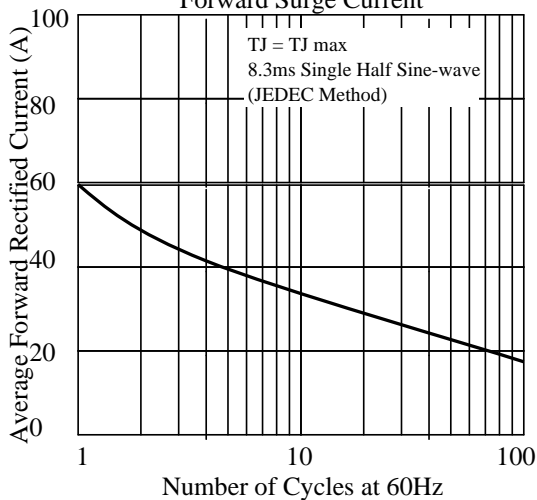


Fig 3. - Typical Instantaneous Forward Characteristics

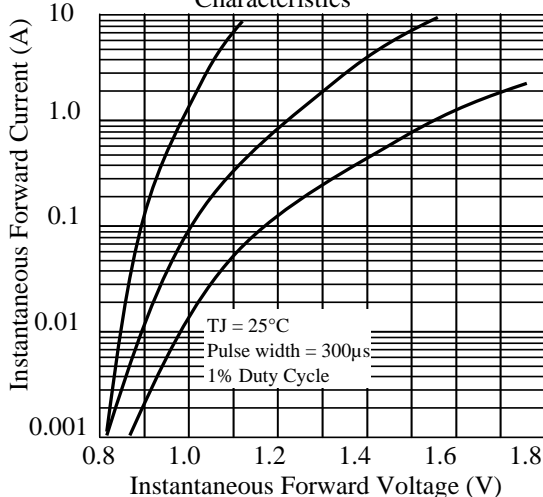


Fig 4. - Typical Reverse Characteristics

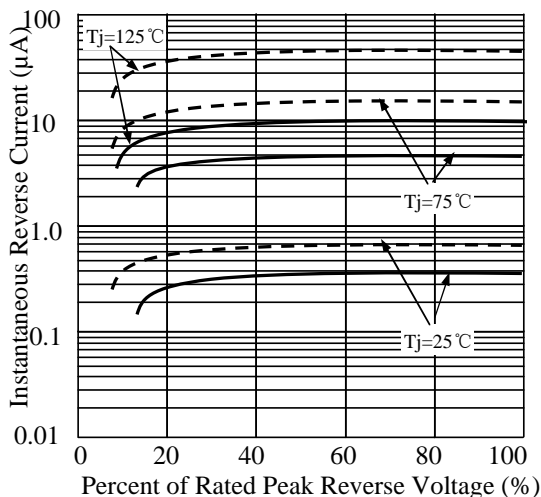


Fig 5. - typical transient thermal impedance

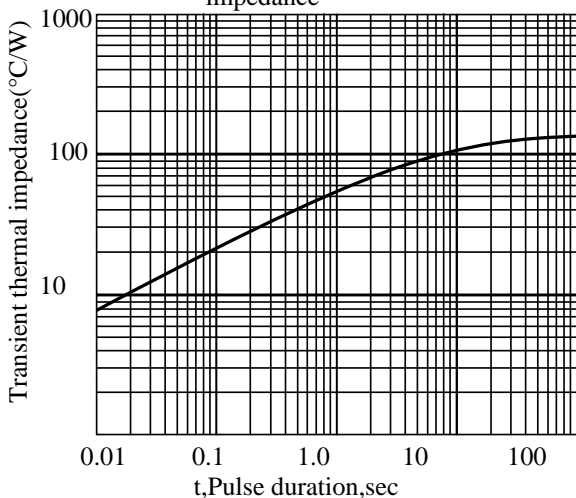
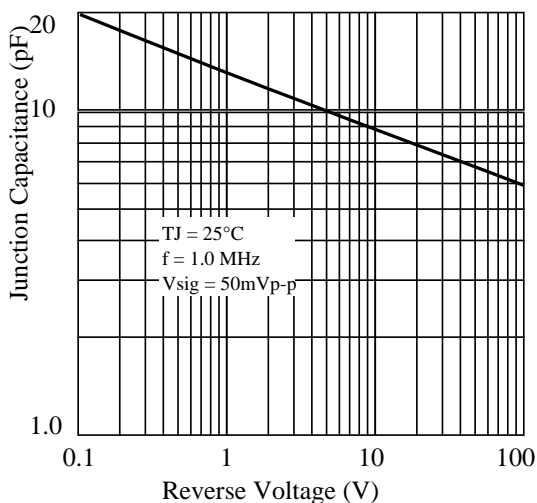


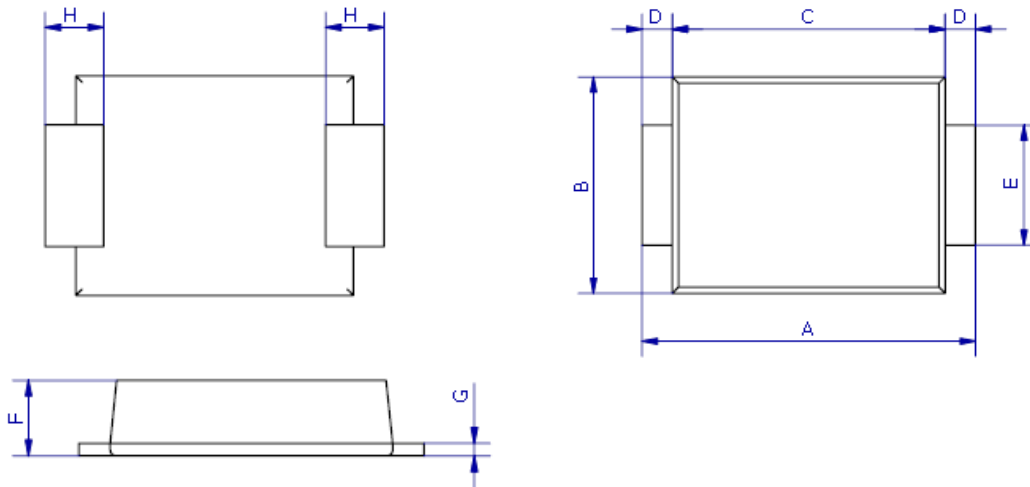
Fig 6. - Typical Junction Capacitance



## HFMBF201 thru HFMBF208

### 3. dimension:

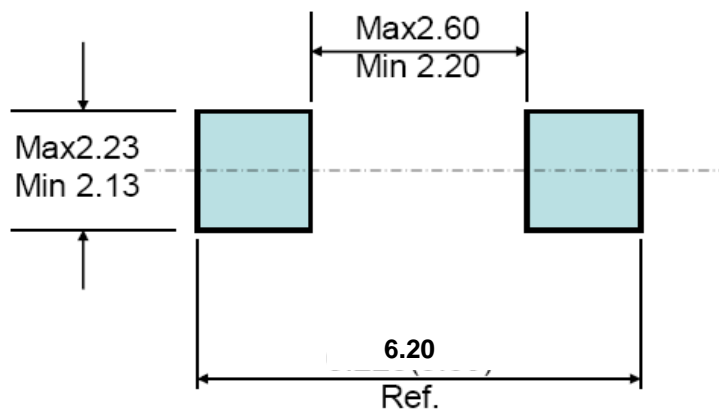
SMB-FL



DIM	MILLIMETERS		INCHES	
	MIN	MAX	MIN	MAX
A	5.3	5.7	0.209	0.224
B	3.4	3.8	0.134	0.150
C	4.3	4.7	0.169	0.185
D	0.45Typ		0.018Typ	
E	1.9	2.1	0.0748	0.08268
F	1.05	1.40	0.04134	0.05512
G	0.2	0.3	0.00591	0.00984
H	0.95Typ		0.037Typ	

### Mounting Pad Layout

--- SMB-FL



5.1 、 SMD Packing Reel Spec & Packing Quantity

5.1.1 Reel Packing

A. Reel Spec



unit: mm

SPEC	A	B	C	W	Quantity/Reel
SMA-FL 7" reel	177.0±2.0	54.0±0.5	13.0±0.5	13.2±0.2	3K
TO277 13" reel	330.0±2.0	75.0±0.5	13.0±0.5	13.2±0.2	5K
SOD123FL 7" reel	177.0±2.0	50.0±0.5	13.0±0.5	9.4±1.5	3K
SOD323HE 7" reel	177.0±2.0	50.0±0.5	13.0±0.5	9.4±1.5	3K
SMB-FL 13" reel	330.0±2.0	75.0±0.5	13.0±0.5	13.2±0.2	5K

B. 13" reel packing box



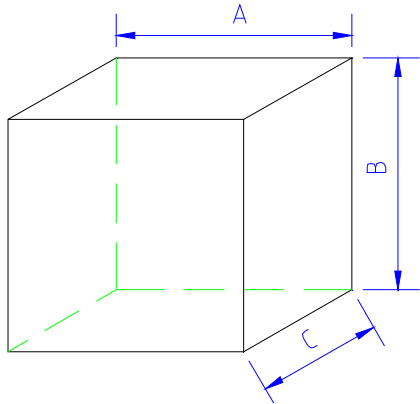
unit: mm

size	A	B	C
	335±5.0	335±2.0	40±1.0

as per above packing

Spec	Q' ty/Box
TO277 13" reel	10K
SMB-FL 13" reel	10K

C. 7" reel packing box



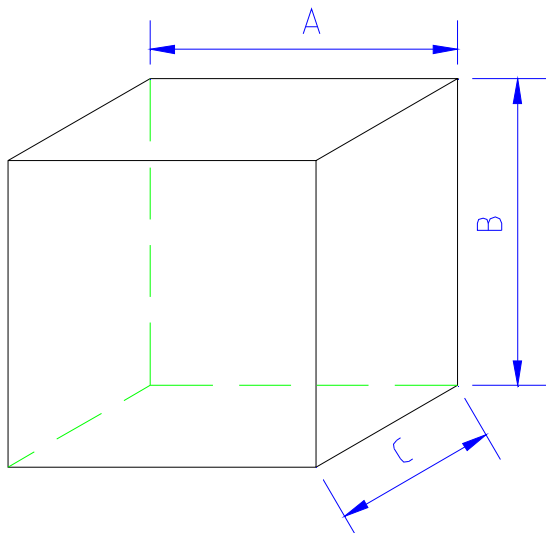
unit: mm

	A	B	C
SMA-FL			
SOD123FL			
SOD323HE	186±2.0	139±2.0	185±2.0

as per above packing

	Q' ty/Box
SMA-FL	30K
SOD123FL	30K
SOD323HE	30K

D. reel packing carton



unit: mm

	A	B	C
size	350±2.0	340±2.0	350±2.0

as per above packing

Spec	Q' ty/Carton
TO277 13" reel	80K
SMB-FL 13" reel	80K

unit: mm

	A	B	C
SMA-FL			
SOD123FL			
SOD323HE	455±2.0	400±2.0	410±2.0

as per above packing

Spec	Q' ty/Carton
SMA-FL 7" reel	360K
SOD123-FL 7" reel	360K
SOD323HE 7" reel	360K

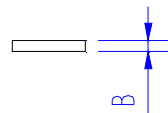
5.1.2 Tape Spec

A. Cover Tape

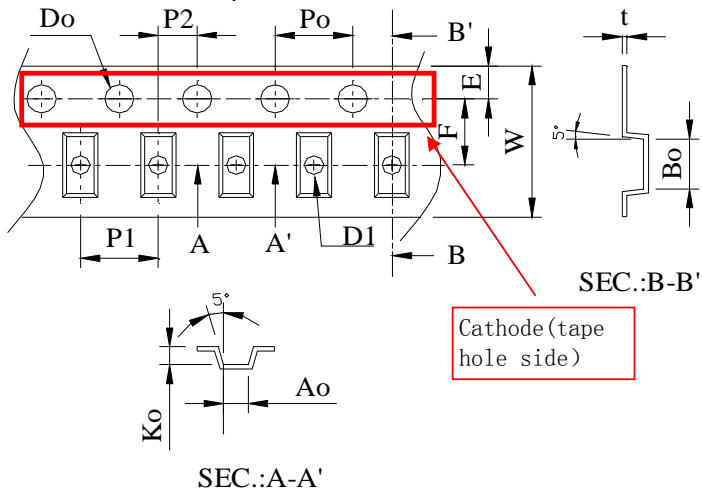


unit: mm

	A	B
SMA-FL SMB-FL TO277	9.5±0.10	0.062±0.007
SOD123FL SOD323HE	5.4±0.10	



**B. Carrier Tape**



Item	SOD323HE	SOD123FL	SMA-FL	SMB-FL	TO277
W	8±0.3	8±0.3	12±0.3	12±0.3	12±0.3
P1	4±0.1	4±0.1	4±0.1	8±0.1	8±0.1
E	1.75±0.1	1.75±0.1	1.75±0.1	1.75±0.1	1.75±0.1
F	3.5±0.05	3.5±0.05	5.5±0.05	5.5±0.05	5.5±0.05
D0	1.55±0.05	1.55±0.05	1.55±0.05	1.55±0.05	1.55±0.05
D1	1.1±0.1	1.1±0.1	1.5±0.1	1.55±0.05	1.5±0.1
P0	4±0.1	4±0.1	4±0.1	4±0.1	4±0.1
P2	2±0.05	2±0.05	2±0.05	2±0.05	2±0.05
10P0	40±0.2	40±0.2	40±0.2	40±0.2	40±0.2
A0	1.45±0.1	1.95±0.1	2.83±0.1	3.8±0.1	4.3±0.1
B0	2.75±0.1	3.95±0.1	4.75±0.1	5.75±0.1	6.8±0.1
K0	0.80±0.1	1.30±0.1	1.42±0.1	1.4±0.1	1.35±0.1
T	0.25±0.05	0.25±0.05	0.25±0.05	0.25±0.05	0.25±0.05

Title:

Power Diode SMD Package Packing Spec

DOC NO.: WI-258

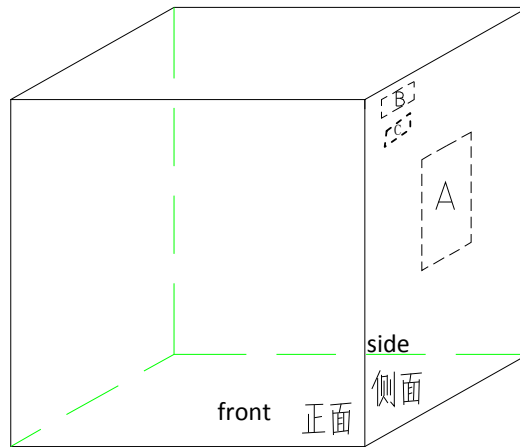
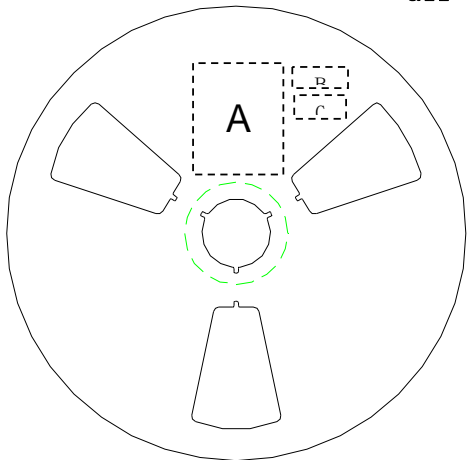
Version: 5 Modification: 0

Page: 5

### 5.2、SMD Power Diode General Packing Spec

A. 7" reel

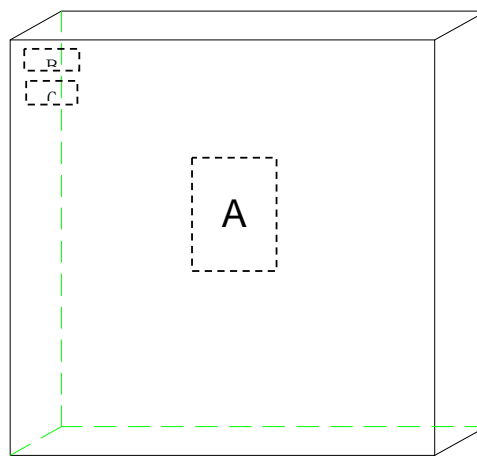
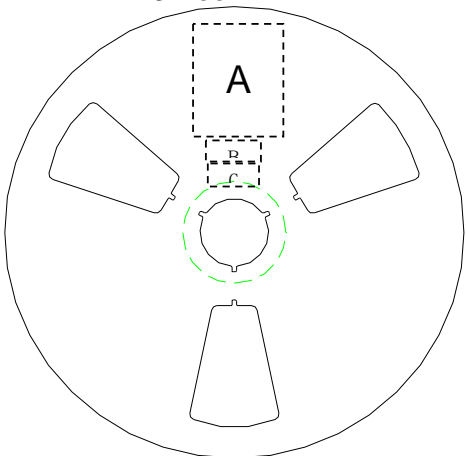
all labels will be at cathode side of reel ;



A:LRC label;

B:Environment Label C:Halide free label

B. 13" reel



A:LRC label;

B:Environment Labe C:Halide free label

C. Tape lead: face anode side of the reel, upper side is the tape lead position. All labels are at cathode side of the reel.



标题:

# Power Diode SMD Package Packing Spec

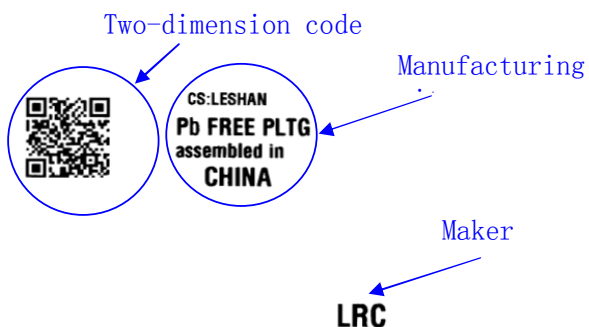
DOC NO.: WI-258

Version: 5    Modification: 0

Page: 6

## C. Label Content : LRC Label

P/N → (1P) LPN: SM140A  
Lot No. → (1T) LOT: 140106049X  
Date code → (9D) DTE: 1403  
Quantity → (Q) QTY: 10000



lot: 140106049X: 140106---2014/1/6; 049----lot number:49; X: product code

Environment Label



Halide-free Label





## HFMBF201 thru HFMBF208

### 4. Update Record

版次	更新记录	更新作者	更新日期
1	第一版	周杰	2014.04.30