

# SMAJ\*\*\*A Series

## SURFACE MOUNT TRANSIENT VOLTAGE SUPPRESSOR

### VOLTAGE 5.0 TO 400 Volts

#### 400 Watt Peak Pulse Power

### FEATURES

- \* Plastic package has Underwriters Laboratory Flammability Classification 94V-O
- \* For surface mounted applications in order to optimize board space
- \* Low profile package
- \* Built-in strain relief
- \* Glass passivated junction
- \* Low inductance
- \* Excellent clamping capability
- \* Repetition Rate (duty cycle):0.01%
- \* Fast response time: typically less than 1.0ps from 0 Volts to V(BR) for unidirectional types
- \* Typical IR less than 1mA above 10V
- \* High temperature soldering guaranteed:  
260°C/10 seconds,

### MECHANICAL DATA

**Case:** JEDEC DO-214AC molded plastic

**Terminals:** solderable per MIL-STD-202, Method 208

**Polarity:** Color band denoted cathode except Bipolar

**Mounting Position:** Any

**Weight:** 0.0023 ounce, 0.065 gram

### 1.DEVICES FOR BIPOLAR APPLICATIONS

For Bidirectional use CA Suffix for types SMAJ5.0CA thru types SMAJ400CA

Electrical characteristics apply in both directions.marking like Uni; without color band.

### MAXIMUM RATINGS AND CHARACTERISTICS

Ratings at 25°C ambient temperature unless otherwise specified.


Single phase, half wave, 60Hz, resistive or inductive load.

For capacitive load, derate current by 20%.

RATING	SYMBOL	VALUE	UNITS
Peak Power Dissipation at $T_A=25^\circ\text{C}$ , $T_p=1\text{ms}$ (Note 1)	$P_{PPM}$	Minimum 400	Watts
Steady State Power Dissipation at $T_L=75^\circ\text{C}$ (Note 2)	$P_{M(AV)}$	1.0	Watts
Peak Forward Surge Current, 8.3ms Single Half Sine-Wave Superimposed on Rated Load(JECED Method) (Note 3)	$I_{FSM}$	30	Amps
Operating Temperature Range	$T_J$	-55 to +150	°C
Storage Temperature Range	$T_{STG}$	-55 to +150	°C

NOTES:

1. Non-repetitive current pulse, per Fig. 3 and derated above  $T_A=25^\circ\text{C}$  per Fig. 2.
2. Mounted on Copper Leaf area of 1.57in<sup>2</sup>(40mm<sup>2</sup>).
3. 8.3ms single half sine-wave, duty cycle= 4 pulses per minutes maximum.



We declare that the material of product compliance with ROHS requirements

## SMAJ\*\*\*A Series

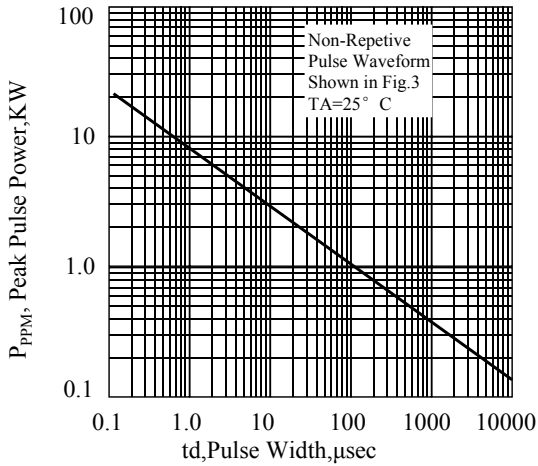
Uni-Directional Part Number	Device marking code	Reverse Stand-off Voltage VRWM (V)	Breakdown Voltage VBR (V) Min. @IT	Breakdown Voltage VBR (V) Max. @IT	Test Current IT (mA)	Maximum Clamping Voltage @IPP VC (V)	Peak Pulse Current Ipp (A)	Reverse Leakage @VRWM IR (uA)
SMAJ5.0A	AE	5.00	6.40	7.00	10.00	9.20	43.50	800
SMAJ6.0A	AG	6.00	6.67	7.37	10.00	10.30	38.80	800
SMAJ6.5A	AK	6.50	7.22	7.98	10.00	11.20	35.70	500
SMAJ7.0A	AM	7.00	7.78	8.60	10.00	12.00	33.30	200
SMAJ7.5A	AP	7.50	8.33	9.21	1.00	12.90	31.00	100
SMAJ8.0A	AR	8.00	8.89	9.83	1.00	13.60	29.40	50
SMAJ8.5A	AT	8.50	9.44	10.40	1.00	14.40	27.80	20
SMAJ9.0A	AV	9.00	10.00	11.10	1.00	15.40	26.00	10
SMAJ10A	AX	10.00	11.10	12.30	1.00	17.00	23.50	1
SMAJ11A	AZ	11.00	12.20	13.50	1.00	18.20	22.00	1
SMAJ12A	BE	12.00	13.30	14.70	1.00	19.90	20.10	1
SMAJ13A	BG	13.00	14.40	15.90	1.00	21.50	18.60	1
SMAJ14A	BK	14.00	15.60	17.20	1.00	23.20	17.20	1
SMAJ15A	BM	15.00	16.70	18.50	1.00	24.40	16.40	1
SMAJ16A	BP	16.00	17.80	19.70	1.00	26.00	15.40	1
SMAJ17A	BR	17.00	18.90	20.90	1.00	27.60	14.50	1
SMAJ18A	BT	18.00	20.00	22.10	1.00	29.20	13.70	1
SMAJ20A	BV	20.00	22.20	24.50	1.00	32.40	12.30	1
SMAJ22A	BX	22.00	24.40	26.90	1.00	35.50	11.30	1
SMAJ24A	BZ	24.00	26.70	29.50	1.00	38.90	10.30	1
SMAJ26A	CE	26.00	28.90	31.90	1.00	42.10	9.50	1
SMAJ28A	CG	28.00	31.10	34.40	1.00	45.40	8.80	1
SMAJ30A	CK	30.00	33.30	36.80	1.00	48.40	8.30	1
SMAJ33A	CM	33.00	36.70	40.60	1.00	53.30	7.50	1
SMAJ36A	CP	36.00	40.00	44.20	1.00	58.10	6.90	1
SMAJ40A	CR	40.00	44.40	49.10	1.00	64.50	6.20	1
SMAJ43A	CT	43.00	47.80	52.80	1.00	69.40	5.80	1
SMAJ45A	CV	45.00	50.00	55.30	1.00	72.70	5.50	1
SMAJ48A	CX	48.00	53.30	58.90	1.00	77.40	5.20	1
SMAJ51A	CZ	51.00	56.70	62.70	1.00	82.40	4.90	1
SMAJ54A	RE	54.00	60.00	66.30	1.00	87.10	4.60	1
SMAJ58A	RG	58.00	64.40	71.20	1.00	93.60	4.30	1
SMAJ60A	RK	60.00	66.70	73.70	1.00	96.80	4.10	1
SMAJ64A	RM	64.00	71.10	78.60	1.00	103.00	3.90	1
SMAJ70A	RP	70.00	77.80	86.00	1.00	113.00	3.50	1
SMAJ75A	RR	75.00	83.30	92.10	1.00	121.00	3.30	1
SMAJ78A	RT	78.00	86.70	95.80	1.00	126.00	3.20	1
SMAJ85A	RV	85.00	94.40	104.00	1.00	137.00	2.90	1
SMAJ90A	RX	90.00	100.00	111.00	1.00	146.00	2.70	1
SMAJ100A	RZ	100.00	111.00	123.00	1.00	162.00	2.50	1
SMAJ110A	SE	110.00	122.00	135.00	1.00	177.00	2.30	1
SMAJ120A	SG	120.00	133.00	147.00	1.00	193.00	2.10	1
SMAJ130A	SK	130.00	144.00	159.00	1.00	209.00	1.90	1
SMAJ150A	SM	150.00	167.00	185.00	1.00	243.00	1.60	1
SMAJ160A	SP	160.00	178.00	197.00	1.00	259.00	1.50	1
SMAJ170A	SR	170.00	189.00	209.00	1.00	275.00	1.50	1
SMAJ180A	ST	180.00	198.00	221.00	1.00	291.00	1.40	1
SMAJ190A	SV	190.00	209.00	233.00	1.00	307.00	1.30	1
SMAJ200A	SX	200.00	220.00	246.00	1.00	324.00	1.30	1
SMAJ220A	SY	220.00	246.00	272.00	1.00	356.00	1.20	1
SMAJ250A	SZ	250.00	279.00	309.00	1.00	405.00	1.00	1
SMAJ300A	TE	300.00	335.00	371.00	1.00	486.00	0.80	1
SMAJ350A	TG	350.00	391.00	432.00	1.00	567.00	0.70	1
SMAJ400A	TK	400.00	447.00	494.00	1.00	648.00	0.60	1

For bidirectional type having Vrwm of 10 volts and less, the IR limit is double.

## SMAJ\*\*\*A Series

### 2. Ratings and Characteristic Curves ( TA = 25°C unless otherwise noted )

Fig. 1-Peak Pulse Power Rating Curve



Peak Pulse Power( $P_{pp}$ ) or current( $I_{pp}$ ) Derating in percentage %

Fig. 2-Pulse Derating Curve

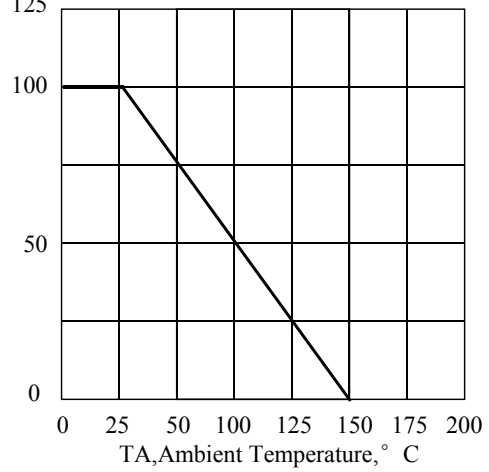


Fig. 3-Pulse Waveform

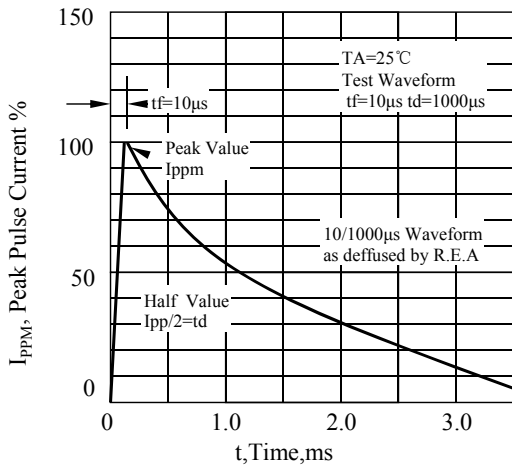


Fig. 4-Typical Junction Capacitance Unidirectional

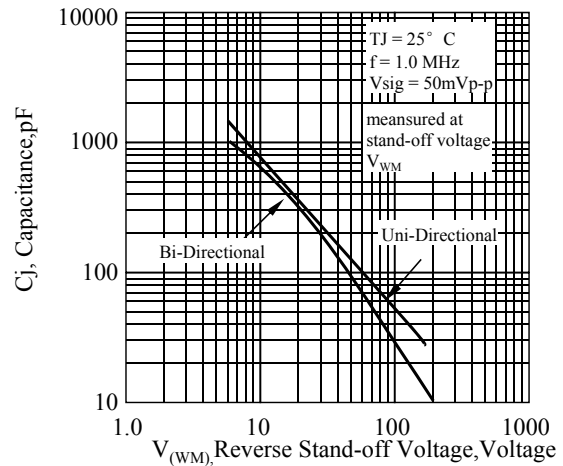


Fig 5. - typical transient thermal impedance

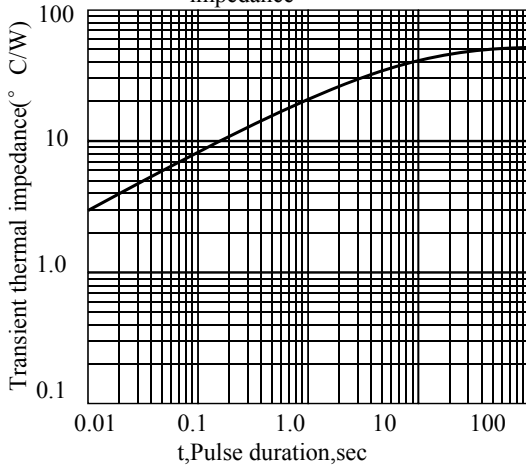
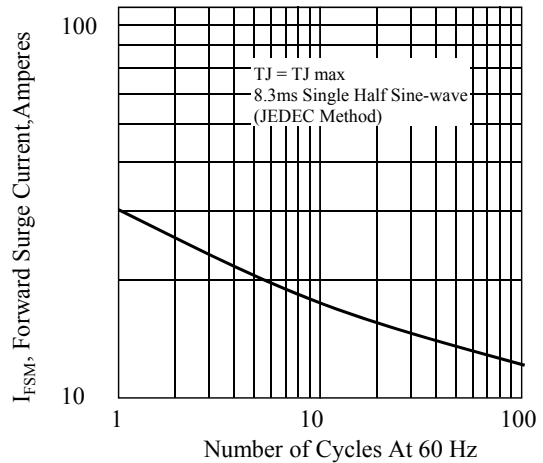
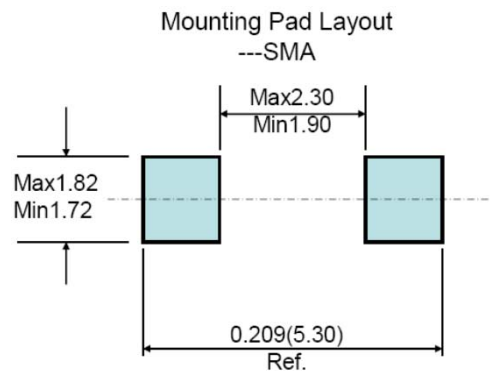
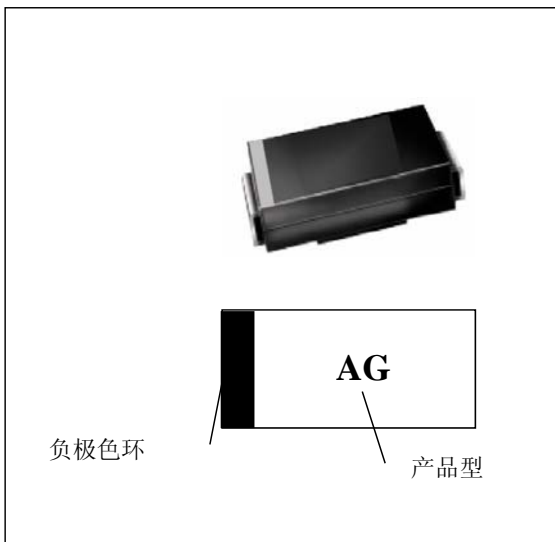
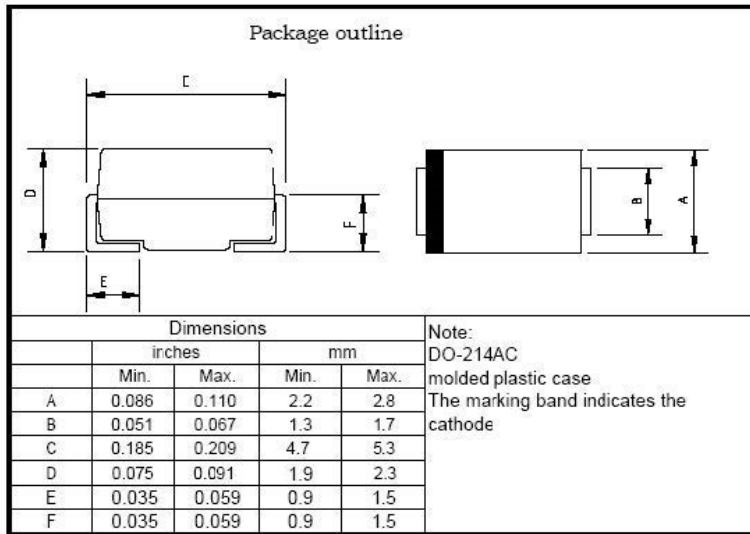


Fig. 6-Maximum Non-Repetitive Peak Forward Surge Current Unidirectional



## SMAJ\*\*\*A Series

### 3. dimension:



## SMAJ\*\*\*A Series

### 4. Update Record

版次	更新记录	更新作者	更新日期
1	第一版	周杰	2010-4-27
2	调整储存温度为175度	周杰	2010-9-23
3	增加建议焊片尺寸，调整产品单只重量。	周杰	2011-12-6
4	明确双向产品印字规范。	周杰	2012-5-10
5	去除10%精度系列	谭志伟	2018-5-23
6	增加300V 350V 400V产品	谭志伟	2018-10-13