


Multilayer Chip Ferrite Bead – EPZ Series

Operating Temp. : -55°C~+125°C



FEATURES

- Internal silver printed layers and magnetic shielded structures to minimize crosstalk
- Monolithic structure for excellent reliability
- Smaller DC resistance and larger allowable current than UPZ series
- Can be used in a wide range of frequency to suppress EMI

APPLICATIONS

- Noise suppression for power lines or large current signal lines of electric equipments, such as communication equipments, computers, A/V equipments, auto electronics, etc

PRODUCT IDENTIFICATION

EPZ

①

①

Type	
EPZ	Chip Ferrite Bead for Extra High Current

4030

②

U

③

300

④

-10R0

⑤

T

⑥

②

External Dimensions (L×W) (mm)	
1005 [0402]	1.0×0.5
4030 [1612]	4.0×3.0

③

Material Code	
D, U	

④

Nominal Impedance	
Example	Nominal Value
300	30Ω
560	56Ω

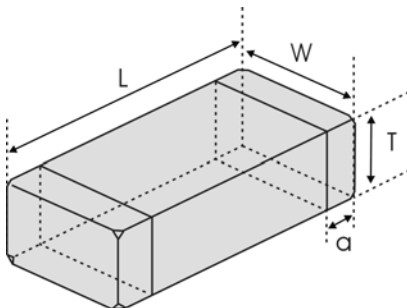
⑤

Rated Current	
10R0	10A

⑥

Packing	
T	Tape & Reel

SHAPE AND DIMENSIONS



Unit: mm [inch]

Type	L	W	T	a
EPZ1005 [0402]	1.0±0.15 [.039±.006]	0.5±0.15 [.020±.006]	0.5±0.15 [.020±.006]	0.25±0.1 [.010±.004]
EPZ4030 [1612]	4.0±0.2 [.158±.008]	3.0±0.2 [.118±.008]	1.6±0.2 [.063±.008]	0.8±0.3 [.031±.012]

SPECIFICATIONS

EPZ1005TYPE

Part Number	Impedance	Z Test Frequency	Max. DC Resistance	Max. Rated Current	Thickness
Units	Ω	MHz	m Ω	mA	mm [inch]
Symbol	Z	Freq.	DCR	I _r	T
EPZ1005D100-3R1T	10±25%	100	18	3100	0.5±0.15 [.020±.006]
EPZ1005D800-2R3T	80±25%	100	38	2300	
EPZ1005D121-2R0T	120±25%	100	50	2000	

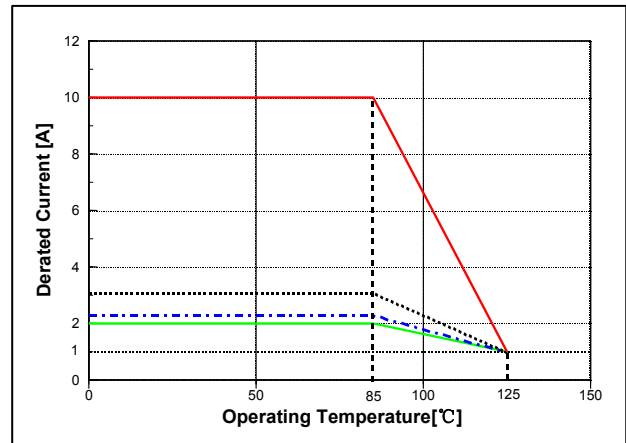
EPZ4030TYPE

Part Number	Impedance	Z Test Frequency	Max. DC Resistance	Max. Rated Current	Thickness
Units	Ω	MHz	m Ω	mA	mm [inch]
Symbol	Z	Freq.	DCR	I _r	T
EPZ4030D300-10R0T	30±25%	100	4	10000	1.6±0.2 [.063±.008]
EPZ4030D400-10R0T	40±25%	100	4	10000	
EPZ4030D560-10R0T	56±25%	100	4	10000	
EPZ4030U300-10R0T	30±25%	100	4	10000	
EPZ4030U400-10R0T	40±25%	100	4	10000	
EPZ4030U560-10R0T	56±25%	100	4	10000	

DETAIL ELECTRICAL CHARACTERISTICS

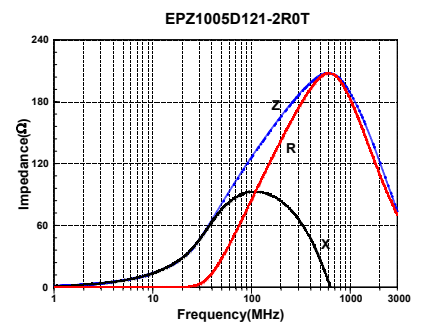
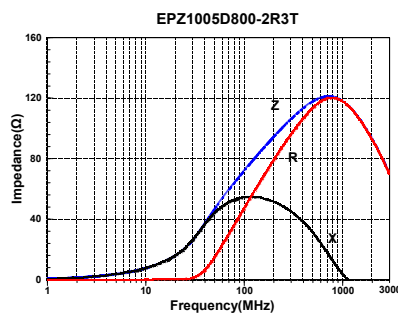
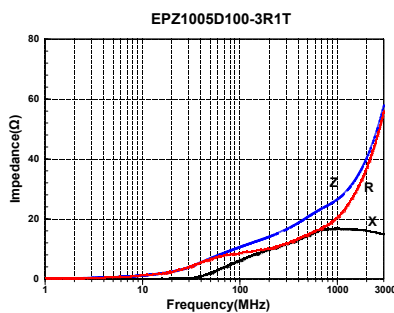
Rated Current

When operating temperatures exceed +85°C, derating of current is necessary for chip ferrite beads for which rated current is 1000mA and over. Please apply the derating curve shown in chart according to the operating temperature.



DETAIL ELECTRICAL CHARACTERISTICS

EPZ1005 Series



DETAIL ELECTRICAL CHARACTERISTICS

EPZ4030 Series

