


200mW SOD-323 SURFACE MOUNT Small Outline Flat Lead Plastic Package Zener Voltage Regulators

Green Product



SOD-323 Flat Lead

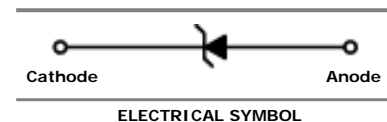
Absolute Maximum Ratings $T_A = 25^\circ\text{C}$ unless otherwise noted

Symbol	Parameter	Value	Units
P_D	Power Dissipation	200	mW
T_{STG}	Storage Temperature Range	-65 to +150	$^\circ\text{C}$
T_{OPR}	Operating Temperature Range	-65 to +150	$^\circ\text{C}$

These ratings are limiting values above which the serviceability of the diode may be impaired.

Specification Features:

- Zener Voltage Range Selection, 2.4V to 36V
- Flat Lead SOD-323 Small Outline Plastic Package
- Surface Device Type Mounting
- RoHS Compliant
- Green EMC
- Matte Tin(Sn) Lead Finish
- Band Indicates Cathode



Electrical Characteristics $T_A = 25^\circ\text{C}$ unless otherwise noted

Device Type	Device Marking	$V_Z @ I_{ZT}$ (Volts)		I_{ZT} (mA)	$Z_{ZT} @ I_{ZT}$ (Ω) Max	I_{ZK} (mA)	$Z_{ZK} @ I_{ZK}$ (Ω) Max	$I_R @ V_R$ (μA) Max	V_R (Volts)
		Min	Max						
UDZS2V4BW	D=	2.43	2.63	5	100	0.5	1000	120	1
UDZS2V7BW	D≡	2.69	2.91	5	110	0.5	1000	100	1
UDZS3V0BW	D>	3.01	3.22	5	120	0.5	1000	50	1
UDZS3V3BW	D<	3.32	3.53	5	120	0.5	1000	20	1
UDZS3V6BW	D0	3.60	3.85	5	90	1	600	4.5	1
UDZS3V9BW	D1	3.89	4.16	5	90	1	600	2.7	1
UDZS4V3BW	D2	4.17	4.43	5	90	1	600	2.7	1
UDZS4V7BW	D3	4.55	4.75	5	80	1	500	2.7	2
UDZS5V1BW	D4	4.98	5.20	5	60	1	500	1.8	2
UDZS5V6BW	D5	5.49	5.73	5	40	1	300	0.9	2
UDZS6V2BW	D6	6.06	6.33	5	40	1	150	2.7	4
UDZS6V8BW	D7	6.65	6.93	5	30	1	75	1.8	4
UDZS7V5BW	D8	7.28	7.60	5	30	1	75	0.9	5
UDZS8V2BW	D9	8.02	8.36	5	30	1	75	0.63	5
UDZS9V1BW	DA	8.85	9.23	5	30	1	90	0.45	6
UDZS10VBW	DB	9.77	10.21	5	20	1	150	0.18	7
UDZS11VBW	DC	10.76	11.22	5	20	1	150	0.09	8
UDZS12VBW	DE	11.74	12.24	5	20	1	150	0.09	8
UDZS13VBW	DF	12.91	13.49	5	40	1	160	0.09	8
UDZS15VBW	DG	14.34	14.98	5	40	1	190	0.045	10.5
UDZS16VBW	DH	15.85	16.51	5	40	1	190	0.045	11.2
UDZS18VBW	DJ	17.56	18.35	5	50	1	220	0.045	12.6

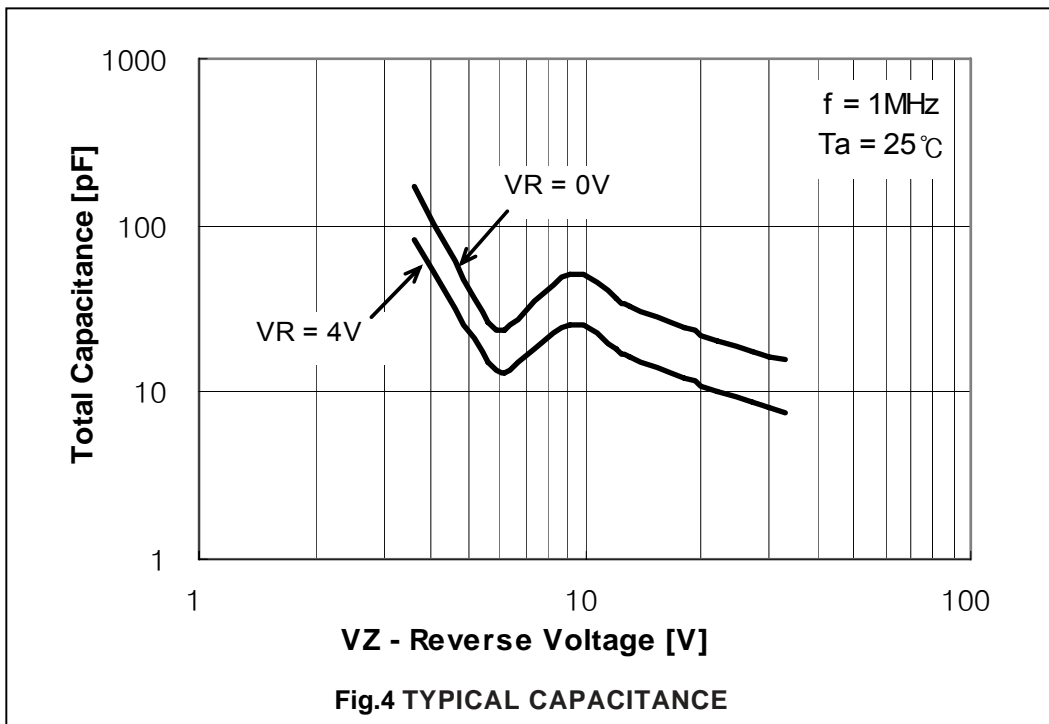
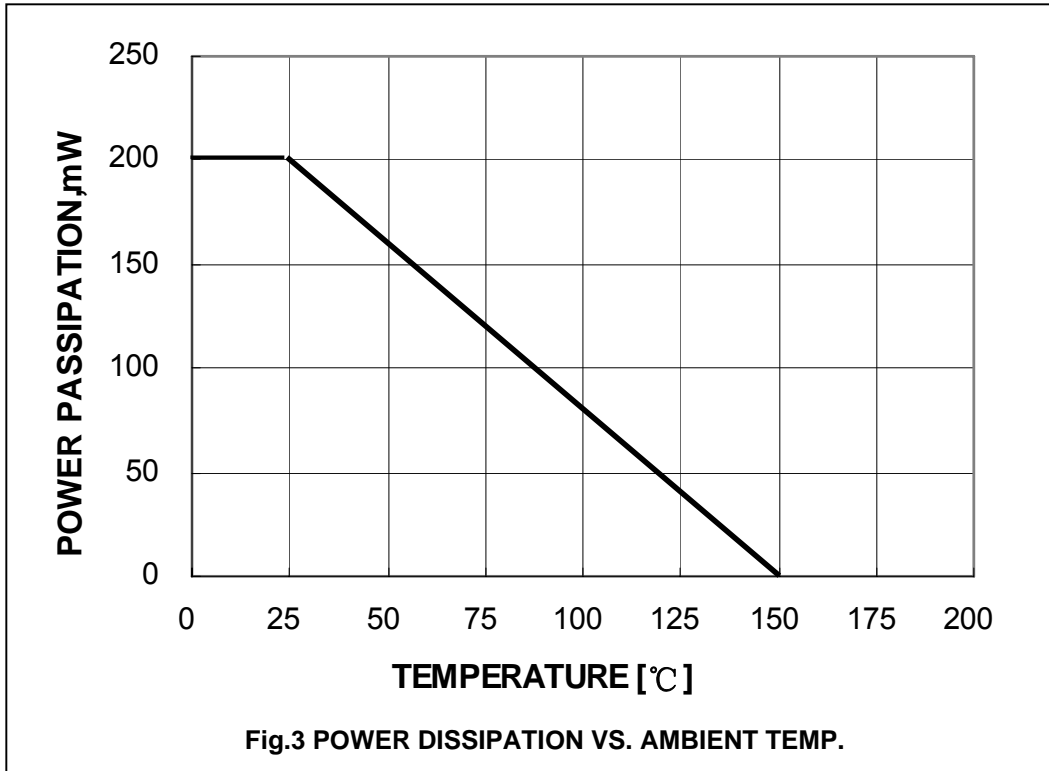
Electrical Characteristics $T_A = 25^\circ\text{C}$ unless otherwise noted

Device Type	Device Marking	$V_Z @ I_{ZT}$ (Volts)		I_{ZT} (mA)	$Z_{ZT} @ I_{ZT}$ (Ω) Max	I_{ZK} (mA)	$Z_{ZK} @ I_{ZK}$ (Ω) Max	$I_R @ V_R$ (μA) Max	V_R (Volts)
		Min	Max						
UDZS20VBW	DK	19.52	20.39	5	60	1	220	0.045	14.0
UDZS22VBW	DL	21.54	22.47	5	80	1	240	0.045	15.4
UDZS24VBW	DM	23.72	24.78	5	80	1	240	0.045	16.8
UDZS27VBW	DN	26.19	27.53	5	100	0.5	300	0.045	18.9
UDZS30VBW	DP	29.19	30.69	5	100	0.5	300	0.045	21.0
UDZS33VBW	DR	32.15	33.79	5	100	0.5	310	0.045	23.0
UDZS36VBW	DS	35.07	36.87	5	100	0.5	330	0.045	25.2

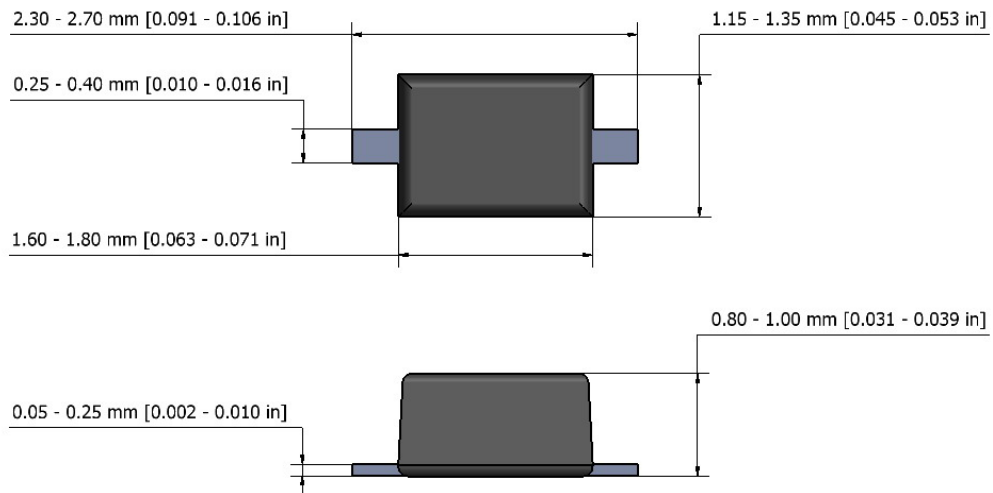
V_F Forward Voltage = 1 V Maximum @ $I_F = 10$ mA for all types

Notes:

1. The Zener Voltage (V_Z) is tested under pulse condition of 10mS.
2. For detailed information on price, availability and delivery of nominal zener voltages between the voltages shown and tighter voltage tolerances, contact your nearest Tak Cheong Electronics representative.
3. The zener impedance is derived from the 60-cycle ac voltage, which results when an ac current having an rms value equal to 10% of the dc zener current (I_{ZT} or I_{ZK}) is superimposed to I_{ZT} or I_{ZK} .

Typical Performance Characteristics


SOD-323 Package Outline



NOTES:

1. The above package outline is similar to JEITA SC-90.
 2. Dimensions are exclusive of Burrs, Mold Flash & Tie Bar extrusions.
-

NOTICE

The information presented in this document is for reference only. Tak Cheong reserves the right to make changes without notice for the specification of the products displayed herein.

The product listed herein is designed to be used with ordinary electronic equipment or devices, and not designed to be used with equipment or devices which require high level of reliability and the malfunction of which would directly endanger human life (such as medical instruments, transportation equipment, aerospace machinery, nuclear-reactor controllers, fuel controllers and other safety devices), Tak Cheong Semiconductor Co., Ltd., or anyone on its behalf, assumes no responsibility or liability for any damages resulting from such improper use of sale.

This publication supersedes & replaces all information previously supplied. For additional information, please visit our website <http://www.takcheong.com>, or consult your nearest Tak Cheong's sales office for further assistance.