



Jiangsu Weida Semiconductor Co., Ltd.


BTA20/BTB20 Series 20A Triacs

DESCRIPTION:

With high ability to withstand the shock loading of Large current, BTA20/BTB20 series triacs provide high dv/dt rate with strong resistance to electromagnetic interface. With high commutation performances, 3 quadrants products especially recommended for use on inductive load. From all three terminals to external heatsink, BTA20 provides a rated insulation voltage of 2500 V_{RMS} complying with UL standards (File ref: E516503).

MAIN FEATURES:

symbol	value	unit
$I_{T(RMS)}$	20	A
V_{DRM}/V_{RRM}	600/800/1200	V
V_{TM}	≤1.5	V



ABSOLUTE MAXIMUM RATINGS:

Parameter	Symbol	Value	Unit
Storage junction temperature range	T_{stg}	-40~150	°C
Operating junction temperature range	T_j	-40~125	°C
Repetitive peak off-state voltage ($T_j=25^{\circ}C$)	V_{DRM}	600/800/1200	V
Repetitive peak reverse voltage ($T_j=25^{\circ}C$)	V_{RRM}	600/800/1200	V
RMS on-state current	$I_{T(RMS)}$	20	A
Non repetitive surge peak on-state current (full cycle, F=50Hz)	I_{TSM}	200	A
I^2t value for fusing ($t_p=10ms$)	I^2t	200	A ² s
Critical rate of rise of on-state current($I_G=2 \times I_{GT}$)	di/dt	50	A/ μ s
Peak gate current	I_{GM}	4	A
Average gate power dissipation	$P_{G(AV)}$	1	W
Peak gate power	P_{GM}	10	W



Jiangsu Weida Semiconductor Co., Ltd.

BTA20/BTB20 Series 20A Triacs

ELECTRICAL CHARACTERISTICS ($T_j=25^\circ\text{C}$ unless otherwise specified)

3 Quadrants:

Parameter	Test Condition	Quadrant		Value		Unit
				CW	BW	
I_{GT}	$V_D=12\text{V}$, $R_L=33\Omega$	I - II -III	MAX	35	50	mA
V_{GT}				1.3		V
V_{GD}	$V_D=V_{DRM}$	I - II -III	MIN	0.2		V
I_H	$I_T=100\text{mA}$		MAX	50	60	mA
I_L	$I_G=1.2I_{GT}$	I -III	MAX	60	70	mA
		II		70	90	
dV/dt	$V_D=2/3V_{DRM}$ $T_j=125^\circ\text{C}$ Gate open		MIN	500	1000	V/ μs

4 Quadrants:

Parameter	Test Condition	Quadrant		Value		Unit
				C	B	
I_{GT}	$V_D=12\text{V}$, $R_L=33\Omega$	I - II -III	MAX	25	50	mA
		IV		50	70	mA
V_{GT}		ALL		1.5		V
V_{GD}	$V_D=V_{DRM}$	ALL	MIN	0.2		V
I_H	$I_T=100\text{mA}$		MAX	40	60	mA
I_L	$I_G=1.2I_{GT}$	I -III-IV	MAX	50	70	mA
		II		70	90	
dV/dt	$V_D=2/3V_{DRM}$ $T_j=125^\circ\text{C}$ Gate open		MIN	200	500	V/ μs



Jiangsu Weida Semiconductor Co., Ltd.

BTA20/BTB20 Series 20A Triacs

STATIC CHARACTERISTICS

Symbol	Test Condition			Value	Unit
V_{TM}	$I_{TM}=28A$ $t_p=380\mu s$	$T_j=25^\circ C$	MAX	1.5	V
I_{DRM} I_{RRM}	$V_{DRM}=V_{RRM}$	$T_j=25^\circ C$	MAX	5	μA
		$T_j=125^\circ C$		2	mA

THERMAL RESISTANCES

Symbol	Test Condition		Value	Unit
$R_{th(j-c)}$	junction to case(AC)	TO-220A(Ins)	2.0	$^\circ C/W$
		TO-220B(Non-Ins)	1.2	
		TO-220F(Ins)	2.1	
		TO-263	2.4	

ORDERING INFORMATION

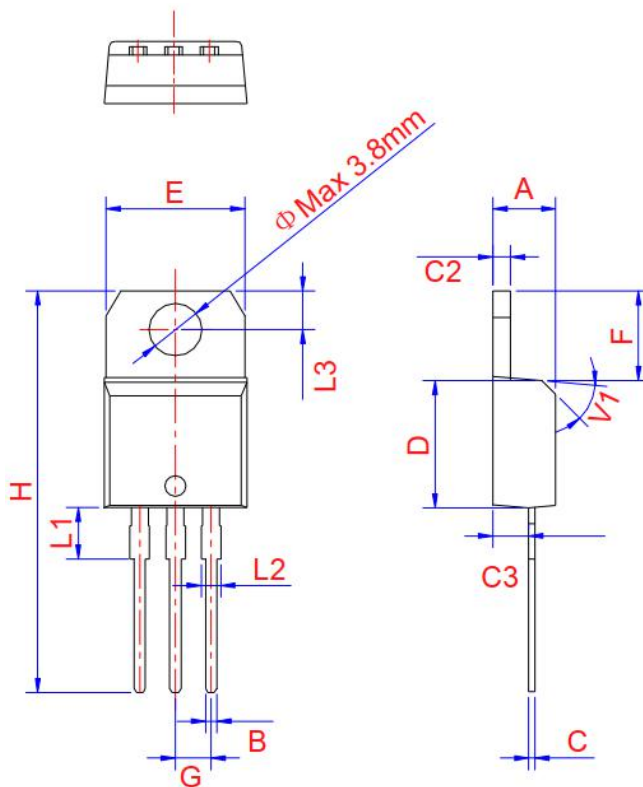
B T	A	20 - 800	C W
Triacs		$I_{T(RMS)}:16A$	
A: Insulated B: Non-Insulated		V_{DRM}, V_{RRM} : 600: 600V 800: 800V 1200: 1200V	B: $I_{GT1-3} \leq 50mA, I_{GT4} \leq 100mA$ C: $I_{GT1-3} \leq 25mA, I_{GT4} \leq 50mA$ CW: $I_{GT1-3} \leq 35mA$ BW: $I_{GT1-3} \leq 50mA$



Jiangsu Weida Semiconductor Co., Ltd.

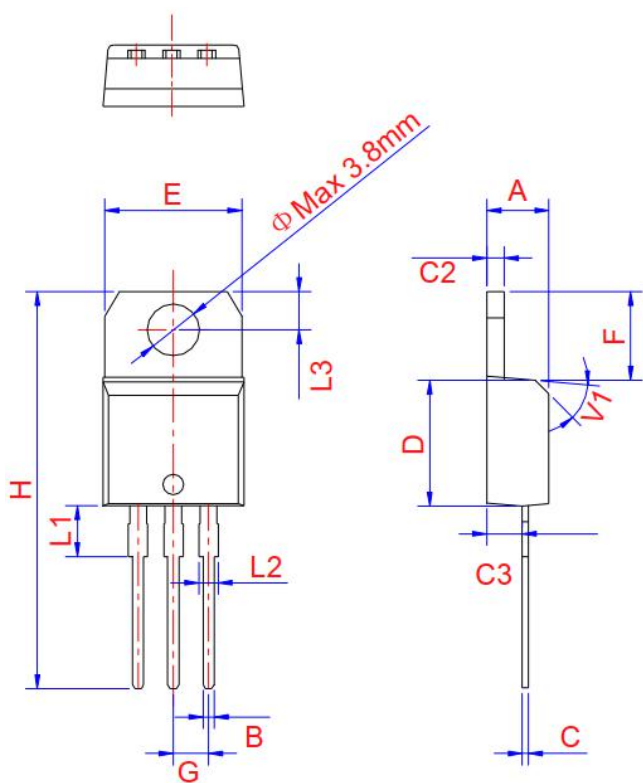
BTA20/BTB20 Series 20A Triacs

PACKAGE MECHANICAL DATA



TO-220A Ins

Ref.	Dimensions					
	Millimeters			Inches		
	Min.	Typ.	Max.	Min.	Typ.	Max.
A	4.4	4.47	4.6	0.173	0.176	0.181
B	0.61		0.88	0.024		0.035
C	0.46	0.50	0.7	0.018	0.02	0.028
C2	1.21	1.27	1.32	0.048	0.050	0.052
C3	2.4		2.72	0.094		0.107
D	8.6		9.7	0.339		0.382
E	9.8		10.4	0.386		0.409
F	6.55		6.95	0.258		0.274
G		2.54			0.1	
H	28		29.8	1.102		1.173
L1		3.75			0.148	
L2	1.14		1.7	0.045		0.067
L3	2.65		2.95	0.104		0.116
V1		45°			45°	

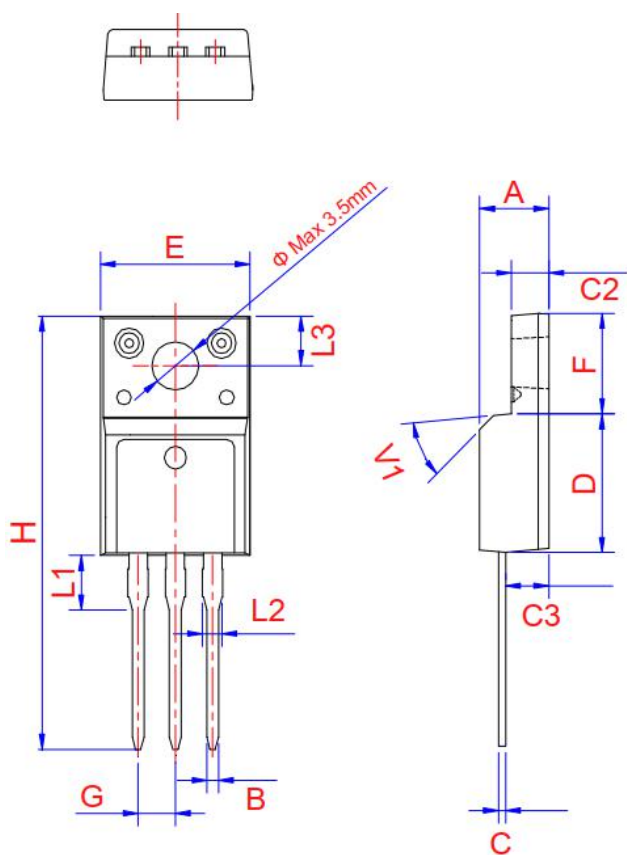


TO-220B Non-Ins

Ref.	Dimensions					
	Millimeters			Inches		
	Min.	Typ.	Max.	Min.	Typ.	Max.
A	4.4	4.47	4.6	0.173	0.176	0.181
B	0.61		0.88	0.024		0.035
C	0.46	0.50	0.7	0.018	0.02	0.028
C2	1.21	1.27	1.32	0.048	0.050	0.052
C3	2.4		2.72	0.094		0.107
D	8.6		9.7	0.339		0.382
E	9.8		10.4	0.386		0.409
F	6.55		6.95	0.258		0.274
G		2.54			0.1	
H	28		29.8	1.102		1.173
L1		3.75			0.148	
L2	1.14		1.7	0.045		0.067
L3	2.65		2.95	0.104		0.116
V1		45°			45°	

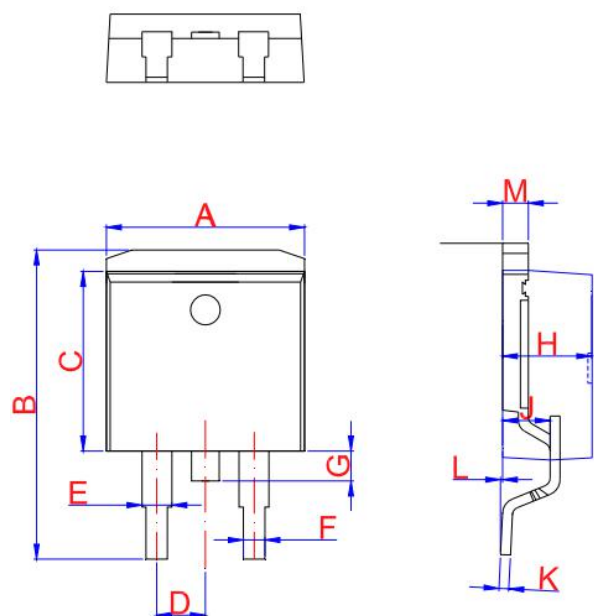


Jiangsu Weida Semiconductor Co., Ltd.
BTA20/BTB20 Series 20A Triacs



TO-220F Ins

Ref.	Dimensions					
	Millimeters			Inches		
	Min.	Typ.	Max.	Min.	Typ.	Max.
A	4.5		4.9	0.177		0.193
B	0.74	0.8	0.83	0.029	0.031	0.033
C	0.47		0.65	0.019		0.026
C2	2.45		2.75	0.096		0.108
C3	2.6		3	0.102		0.118
D	8.8		9.3	0.346		0.366
E	9.8		10.4	0.386		0.41
F	6.4		6.8	0.252		0.268
G		2.54			0.1	
H	28		29.8	1.102		1.173
L1		3.63			0.148	
L2	1.14		1.7	0.045		0.067
L3	2.65	3.3	0		0.13	0.116
V1		45°			45°	



TO-263

Ref.	Dimensions					
	Millimeters			Inches		
	Min.	Typ.	Max.	Min.	Typ.	Max.
A	9.9		10.3	0.390		0.406
B	14.7		15.8	0.579		0.622
C	8.5		8.9	0.370		0.378
D		2.54			0.100	
E	1.20		1.40	0.047		0.055
F	0.75		0.85	0.029		0.033
G			1.75			0.069
H	4.40	4.60	4.80	0.173	0.181	0.189
J	2.40	2.60	2.80	0.094	0.102	0.110
L	0	0.1	0.25	0	0.004	0.010
M	1.17	1.27	1.37	0.046	0.05	0.054



Jiangsu Weida Semiconductor Co., Ltd.

BTA20/BTB20 Series 20A Triacs

FIG.1: Maximum power dissipation versus RMS on-state current

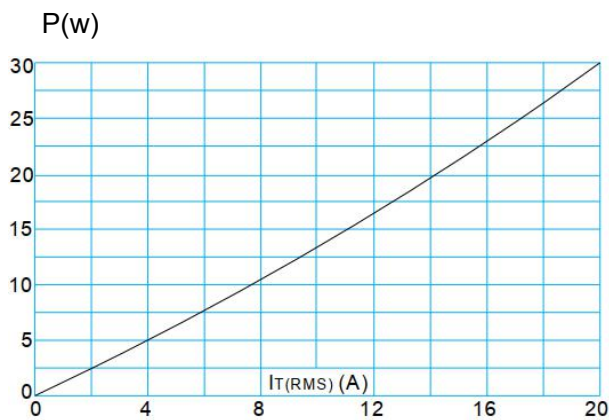


FIG.3: Surge peak on-state current versus number of cycles

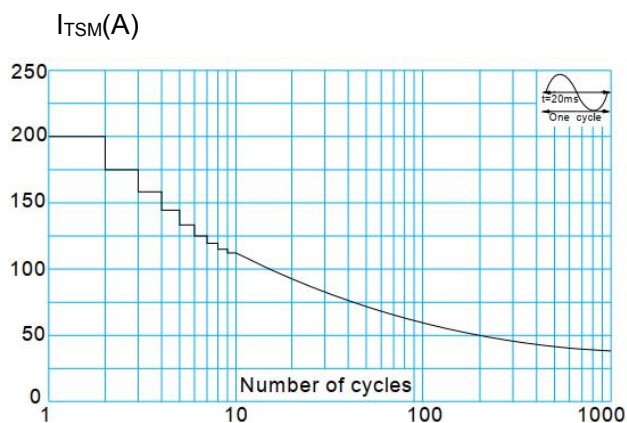


FIG.5: Non-repetitive surge peak on-state current for a sinusoidal pulse with width $t_p < 20ms$, and corresponding value of I^2t (I - II - III: $dI/dt < 50A/\mu s$; IV: $dI/dt < 10A/\mu s$)

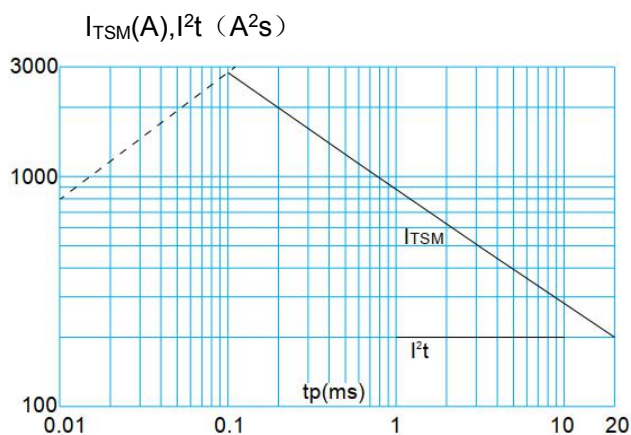


FIG.2: RMS on-state current versus case temperature

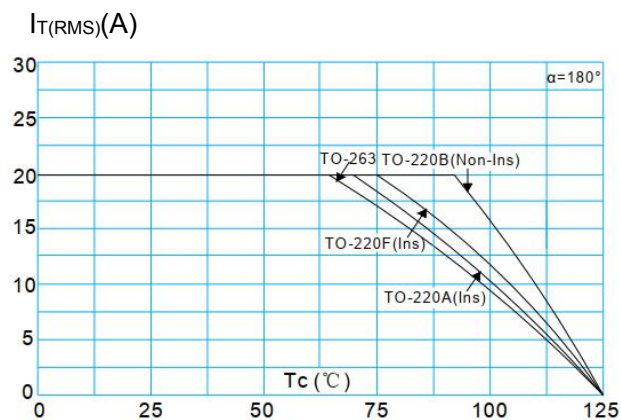


FIG.4: On-state characteristics (maximum values)

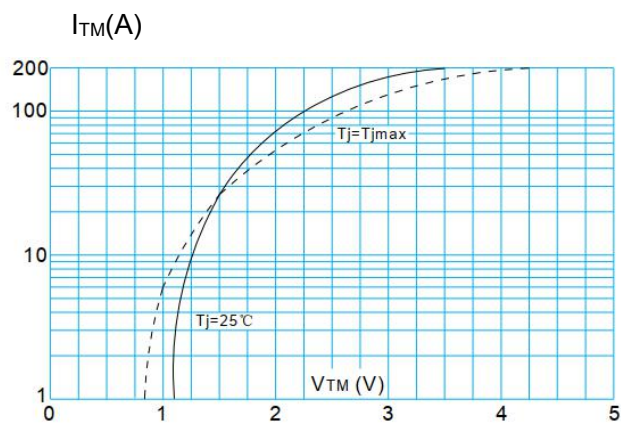
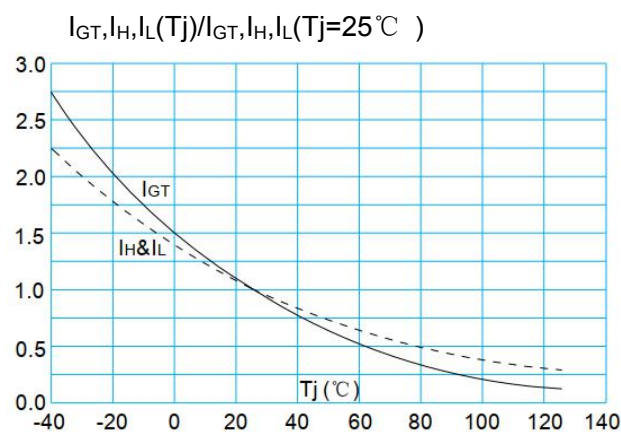


FIG.6: Relative variations of gate trigger current, holding current and latching current versus junction temperature





Jiangsu Weida Semiconductor Co., Ltd.
BTA20/BTB20 Series 20A Triacs

Information furnished in this document is believed to be accurate and reliable. However, Jiangsu Weida Semiconductor Co., Ltd assumes no responsibility for the consequences of use without consideration for such information nor use beyond it.

Information mentioned in this document is subject to change without notice, apart from that when an agreement is signed, Jiangsu Weida Semiconductor Co., Ltd complies with the agreement.

Products and information provided in this document have no infringement of patents. Jiangsu Weida Semiconductor Co., Ltd assumes no responsibility for any infringement of other rights of third parties which may result from the use of such products and information.