

Features

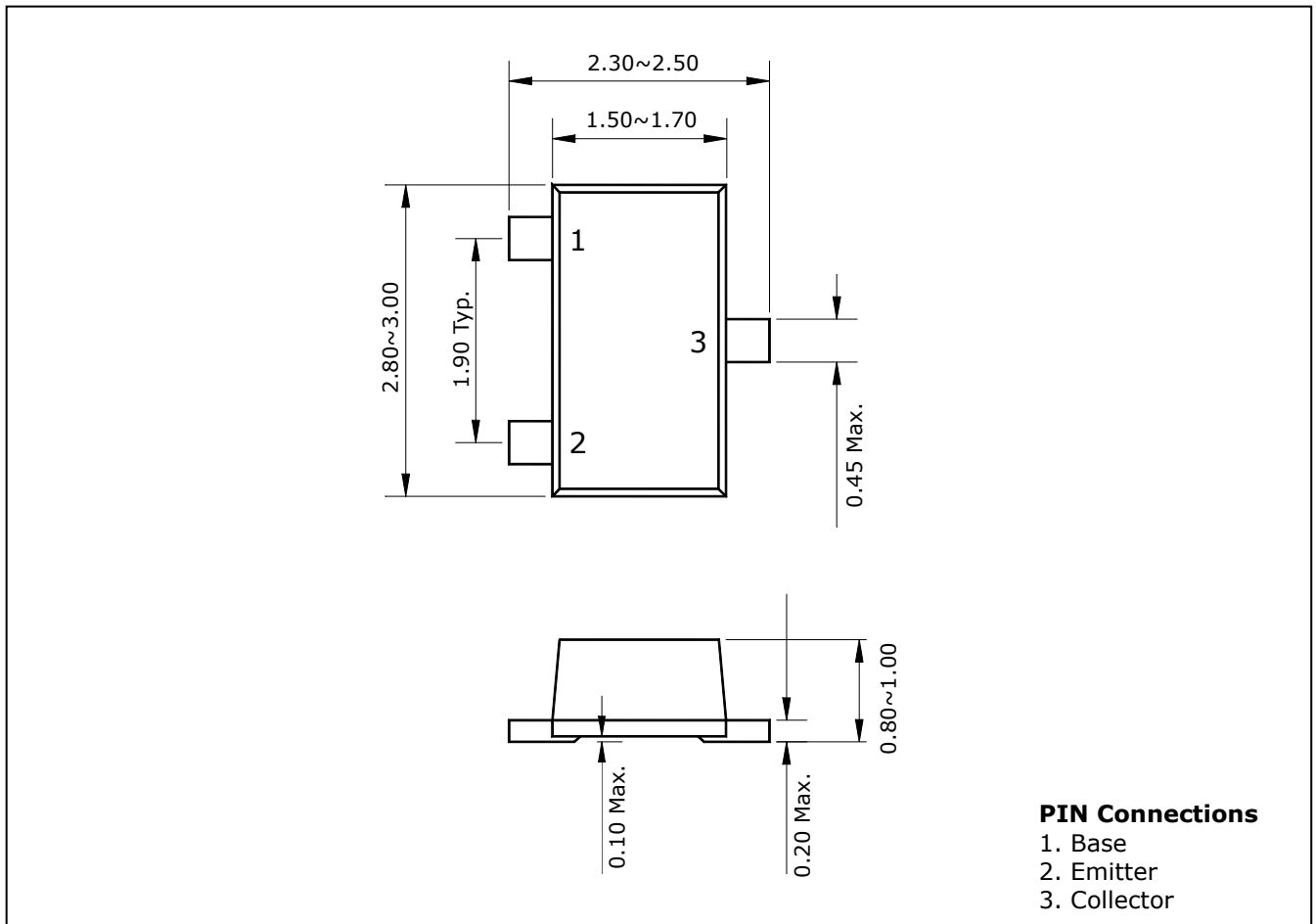
- Low saturation medium current application
- Extremely low collector saturation voltage
- Suitable for low voltage large current drivers
- High DC current gain and large current capability
- Low on resistance : $R_{ON}=0.6\Omega(\text{Max.})$ ($I_B=1\text{mA}$)

Ordering Information

Type NO.	Marking	Package Code
STD123SF	123	SOT-23F

Outline Dimensions

unit : mm



Absolute maximum ratings

(Ta=25°C)

Characteristic	Symbol	Ratings	Unit
Collector-Base voltage	V_{CBO}	20	V
Collector-Emitter voltage	V_{CEO}	15	V
Emitter-Base voltage	V_{EBO}	6.5	V
Collector current	I_C	1	A
Collector dissipation	P_C^*	350	mW
Junction temperature	T_j	150	°C
Storage temperature	T_{stg}	-55~150	°C

* : Package mounted on 99.5% alumina 10×8×0.1mm

Electrical Characteristics

(Ta=25°C)

Characteristic	Symbol	Test Condition	Min.	Typ.	Max.	Unit
Collector-Base breakdown voltage	BV_{CBO}	$I_C=50\mu A, I_E=0$	20	-	-	V
Collector-Emitter breakdown voltage	BV_{CEO}	$I_C=1mA, I_B=0$	15	-	-	V
Emitter-Base breakdown voltage	BV_{EBO}	$I_E=50\mu A, I_C=0$	6.5	-	-	V
Collector cut-off current	I_{CBO}	$V_{CB}=20V, I_E=0$	-	-	0.1	μA
Emitter cut-off current	I_{EBO}	$V_{EB}=6V, I_C=0$	-	-	0.1	μA
DC current gain	h_{FE}	$V_{CE}=1V, I_C=100mA$	150	-	-	-
Collector-Emitter saturation voltage	$V_{CE(sat)}$	$I_C=500mA, I_B=50mA$	-	0.1	0.3	V
Transistor frequency	f_T	$V_{CE}=5V, I_C=50mA$	-	260	-	MHz
Collector output capacitance	C_{ob}	$V_{CB}=10V, I_E=0, f=1MHz$	-	5	-	pF
On resistance	R_{ON}	$f=1KHz, I_B=1mA, V_{IN}=0.3V$	-	0.6	-	Ω

Electrical Characteristic Curves

Fig. 1 $P_C - T_a$

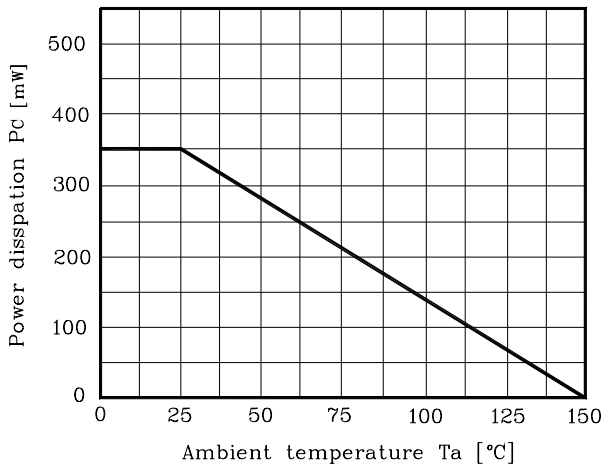


Fig. 2 $V_{CE(sat)} - I_C$

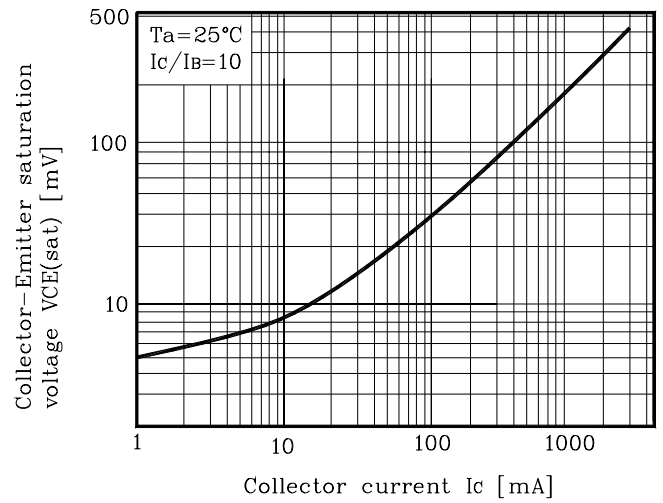


Fig. 2 $C_{ob} - V_{CB}$

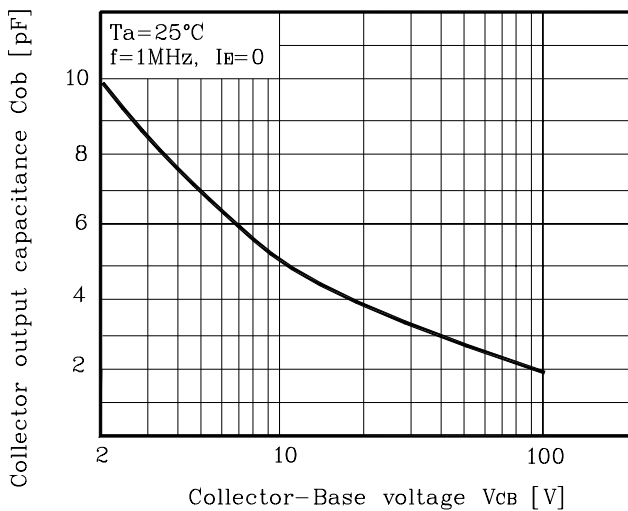


Fig. 4 $h_{FE} - I_C$

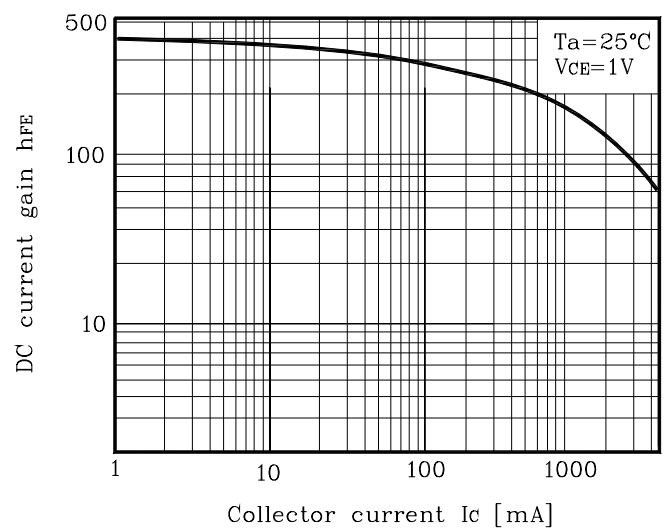
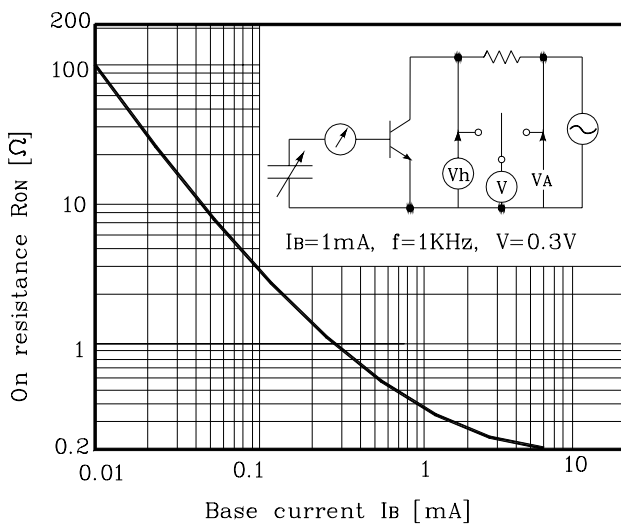


Fig. 5 $R_{ON} - I_B$



The AUK Corp. products are intended for the use as components in general electronic equipment (Office and communication equipment, measuring equipment, home appliance, etc.).

Please make sure that you consult with us before you use these AUK Corp. products in equipments which require high quality and / or reliability, and in equipments which could have major impact to the welfare of human life(atomic energy control, airplane, spaceship, transportation, combustion control, all types of safety device, etc.). AUK Corp. cannot accept liability to any damage which may occur in case these AUK Corp. products were used in the mentioned equipments without prior consultation with AUK Corp..

Specifications mentioned in this publication are subject to change without notice.