

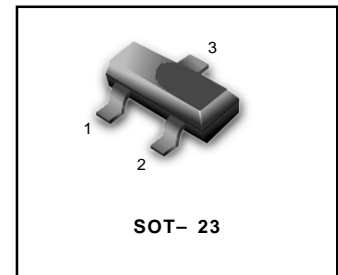
### 225 mW SOT-23 Surface Mount

#### FEATURES

- Non-wire bonding structure improves
- High demand voltage range (3.6V-36V)
- This is a Pb-Free device
- We declare that the material of product compliance with RoHS requirements.
- S- Prefix for Automotive and Other Applications Requiring Unique Site and Control Change Requirements; AEC-Q101 Qualified and PPAP Capable.

#### CONSTRUCTION

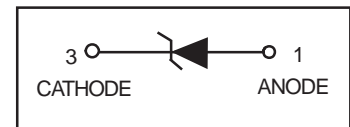
- Silicon epitaxial planar



#### ORDERING INFORMATION

Device	Package	Shipping
BZX84B2V0LT1G Series	SOT-23	3000/Tape&Reel
BZX84B2V0LT3G Series	SOT-23	10000/Tape&Reel

\*See specific marking table.



#### ABSOLUTE MAXIMUM RATINGS (Ta=25°C)

Parameter	Symbol	Limits	Unit
Power dissipation	P	225	mW
Junction temperature	Tj	+150	°C
Storage temperature	Tstg	-55 to +150	°C
Operating temperature	Topr	-55 to +150	°C

#### DEVICE MARKING CODE

Device	Marking	Device	Marking	Device	Marking
BZX84B2V0LT1G	02	LBZX84B5V6LT1G	C2	BZX84B16LT1G	55
BZX84B2V2LT1G	12	LBZX84B6V2LT1G	E2	BZX84B18LT1G	65
BZX84B2V4LT1G	22	LBZX84B6V8LT1G	F2	BZX84B20LT1G	75
BZX84B2V7LT1G	32	LBZX84B7V5LT1G	H2	BZX84B22LT1G	85
BZX84B3V0LT1G	42	LBZX84B8V2LT1G	J2	BZX84B24LT1G	95
BZX84B3V3LT1G	52	LBZX84B9V1LT1G	L2	BZX84B27LT1G	A5
BZX84B3V6LT1G	62	LBZX84B10LT1G	05	BZX84B30LT1G	C5
BZX84B3V9LT1G	72	LBZX84B11LT1G	15	BZX84B33LT1G	E5
BZX84B4V3LT1G	82	LBZX84B12LT1G	25	BZX84B36LT1G	F5
BZX84B4V7LT1G	92	LBZX84B13LT1G	35	-	-
BZX84B5V1LT1G	A2	LBZX84B15LT1G	45	-	-

### ELECTRICAL CHARACTERISTICS (Ta=25°C)

Device	Zener voltage			Operating resistance		Rising operating resistance		Reverse current	
	Vz(V)			Zz(Ω)		Zzk(Ω)		IR(μA)	
	Min.	Max.	Iz (mA)	Max.	Iz (mA)	Max.	Iz (mA)	Max.	VR (V)
BZX84B2V0LT1G	2.020	2.200	5	100	5	1000	0.5	120	0.5
BZX84B2V2LT1G	2.220	2.410	5	100	5	1000	0.5	120	0.7
BZX84B2V4LT1G	2.430	2.630	5	100	5	1000	0.5	100	1.0
BZX84B2V7LT1G	2.690	2.910	5	110	5	1000	0.5	100	1.0
BZX84B3V0LT1G	3.010	3.220	5	120	5	1000	0.5	50	1.0
BZX84B3V3LT1G	3.320	3.530	5	120	5	1000	0.5	20	1.0
BZX84B3V6LT1G	3.600	3.845	5	100	5	1000	1.0	10	1.0
BZX84B3V9LT1G	3.890	4.160	5	100	5	1000	1.0	5	1.0
BZX84B4V3LT1G	4.170	4.430	5	100	5	1000	1.0	5	1.0
BZX84B4V7LT1G	4.550	4.750	5	100	5	800	0.5	2	1.0
BZX84B5V1LT1G	4.980	5.200	5	80	5	500	0.5	2	1.5
BZX84B5V6LT1G	5.490	5.730	5	60	5	200	0.5	1	2.5
BZX84B6V2LT1G	6.060	6.330	5	60	5	100	0.5	1	3.0
BZX84B6V8LT1G	6.650	6.930	5	40	5	60	0.5	0.5	3.5
BZX84B7V5LT1G	7.280	7.600	5	30	5	60	0.5	0.5	4.0
BZX84B8V2LT1G	8.020	8.360	5	30	5	60	0.5	0.5	5.0
BZX84B9V1LT1G	8.850	9.230	5	30	5	60	0.5	0.5	6.0
BZX84B10LT1G	9.770	10.210	5	30	5	60	0.5	0.1	7.0
BZX84B11LT1G	10.760	11.220	5	30	5	60	0.5	0.1	8.0
BZX84B12LT1G	11.740	12.240	5	30	5	80	0.5	0.1	9.0
BZX84B13LT1G	12.910	13.490	5	37	5	80	0.5	0.1	10.0
BZX84B15LT1G	14.340	14.980	5	42	5	80	0.5	0.1	11.0
BZX84B16LT1G	15.850	16.510	5	50	5	80	0.5	0.1	12.0
BZX84B18LT1G	17.560	18.350	5	65	5	80	0.5	0.1	13.0
BZX84B20LT1G	19.520	20.390	5	85	5	100	0.5	0.1	15.0
BZX84B22LT1G	21.540	22.470	5	100	5	100	0.5	0.1	17.0
BZX84B24LT1G	23.720	24.780	5	120	5	120	0.5	0.1	19.0
BZX84B27LT1G	26.190	27.530	5	150	5	150	0.5	0.1	21.0
BZX84B30LT1G	29.190	30.690	5	200	5	200	0.5	0.1	23.0
BZX84B33LT1G	32.150	33.790	5	250	5	250	0.5	0.1	25.0
BZX84B36LT1G	35.070	36.870	5	300	5	300	0.5	0.1	27.0

Notes) 1. The Zener voltage (Vz) is measured 40ms after power is supplied.

2. The operating resistances (Zz, Zzk) are measured by superimposing a minute alternating current on the regulated current (Iz).

**ELECTRICAL CHARACTERISTIC CURVES (Ta=25°C)**

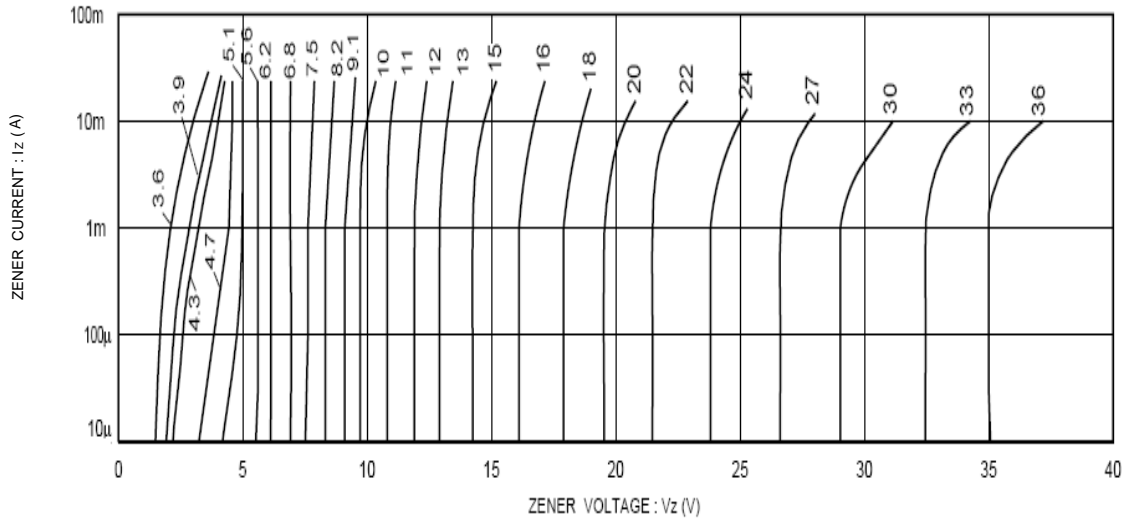


Fig.1 Zener voltage characteristics

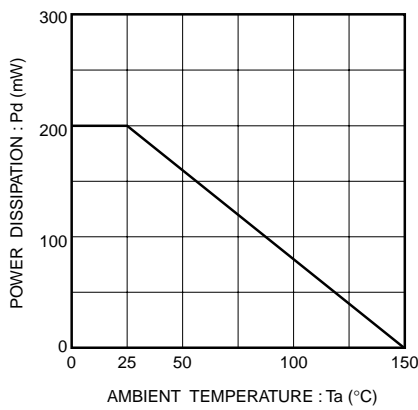


Fig.2 Derating curve

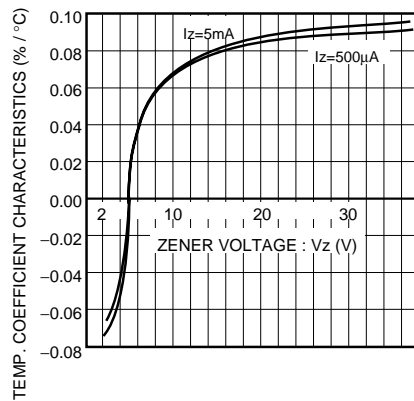
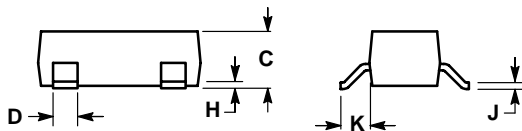
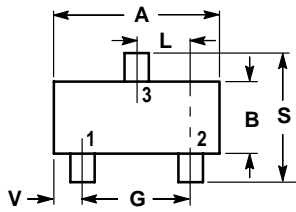


Fig.3 Zener voltage-temp. coefficient characteristics

**SOT-23**



**NOTES:**

1. DIMENSIONING AND TOLERANCING PER ANSI Y14.5M,1982
2. CONTROLLING DIMENSION: INCH.

DIM	INCHES		MILLIMETERS	
	MIN	MAX	MIN	MAX
A	0.1102	0.1197	2.80	3.04
B	0.0472	0.0551	1.20	1.40
C	0.0350	0.0440	0.89	1.11
D	0.0150	0.0200	0.37	0.50
G	0.0701	0.0807	1.78	2.04
H	0.0005	0.0040	0.013	0.100
J	0.0034	0.0070	0.085	0.177
K	0.0140	0.0285	0.35	0.69
L	0.0350	0.0401	0.89	1.02
S	0.0830	0.1039	2.10	2.64
V	0.0177	0.0236	0.45	0.60

- PIN 1. BASE  
 2. EMITTER  
 3. COLLECTOR

