

MA367

Silicon epitaxial planer type

For UHF and VHF electronic tuner AFC

■ Features

- Large capacity variation ratio
- Small series resistance r_D
- S-Mini package, enabling down-sizing of the equipment and automatic insertion through taping

■ Absolute Maximum Ratings ($T_a=25^\circ\text{C}$)

Parameter	Symbol	Rating	Unit
Reverse voltage (DC)	V_R	30	V
Peak reverse voltage	V_{RM}	34	V
Junction temperature	T_j	150	$^\circ\text{C}$
Storage temperature	T_{stg}	-55 to +150	$^\circ\text{C}$

* $R_L=10\text{k}\Omega$

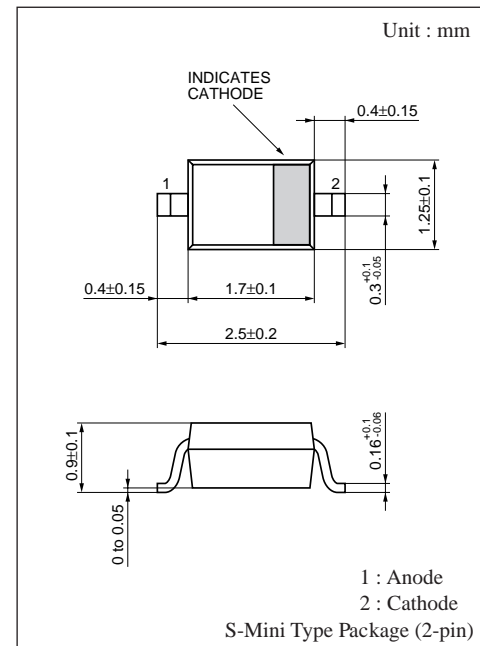
■ Electrical Characteristics ($T_a=25^\circ\text{C}$)

Parameter	Symbol	Condition	min	typ	max	Unit
Reverse current (DC)	I_R	$V_R=30\text{V}$			10	nA
Diode capacitance	$C_{D(2V)}$	$V_R=2\text{V}, f=1\text{MHz}$	10.5		16.0	pF
	$C_{D(10V)}$	$V_R=10\text{V}, f=1\text{MHz}$	3.3		5.7	pF
Capacitance ratio	$C_{D(2V)}/C_{D(10V)}$		2.8		3.4	—
Series resistance	r_D^*	$C_D=9\text{pF}, f=470\text{MHz}$			1.6	Ω

Note 1. Rated input/output frequency : 470MHz

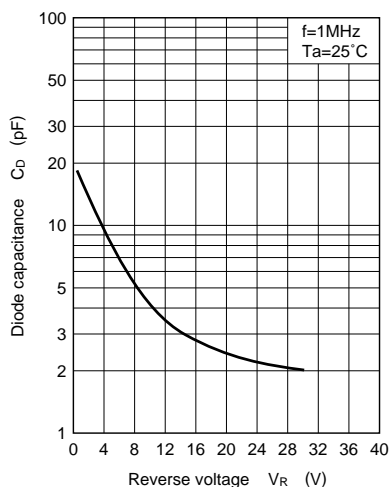
2. * r_D measurement device : YHP MODEL 4191A RF IMPEDANCE ANALYZER

■ Marking

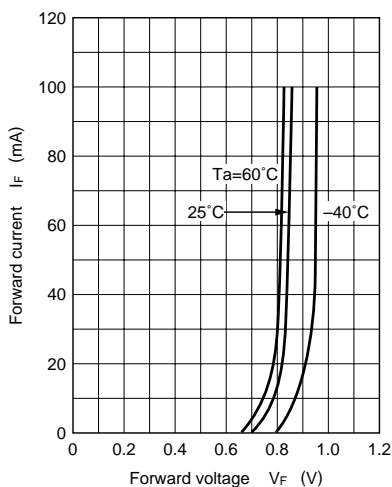


Marking Symbol : 6K

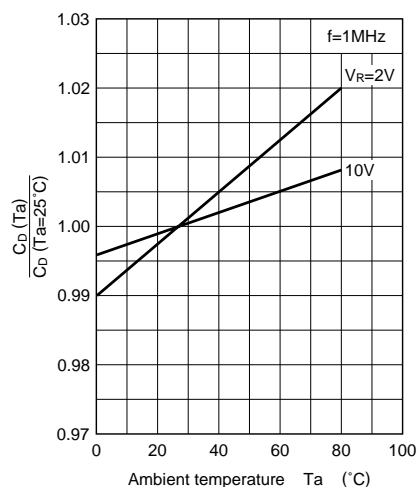
$C_D - V_R$



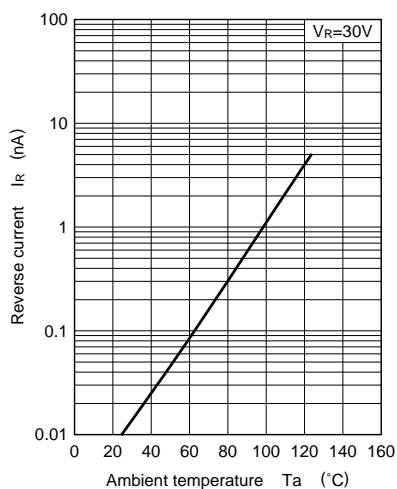
$I_F - V_F$



$C_D - T_a$



$I_R - T_a$



C_D rank classification

AFC variable capacitance gap classification table

B rank

