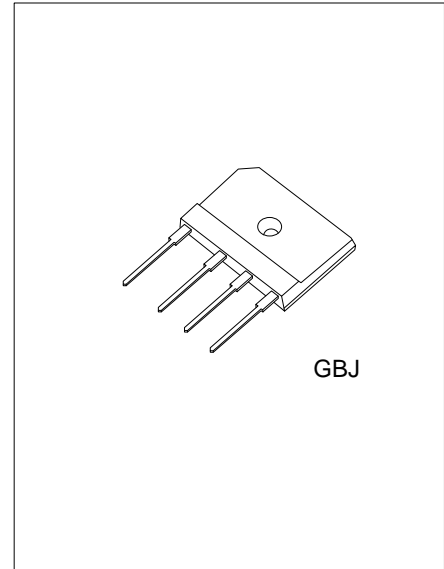




GBJ5006

SCHOTTKY BRIDGE

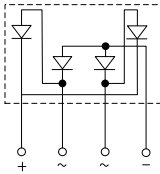
50A SURFACE MOUNT SCHOTTKY BRIDGE RECTIFIER



■ FEATURES

* High surge current capability

■ SYMBOL

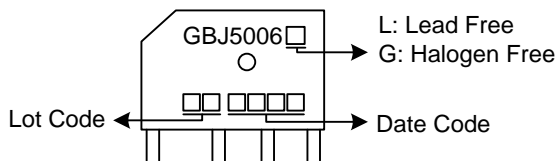


■ ORDERING INFORMATION

Ordering Number		Package	Packing
Lead Free	Halogen Free		
GBJ5006L-GBJ-T	GBJ5006G-GBJ-T	GBJ	Tube

GBJ5006G-GBJ-T	(1)Packing Type	(1) T: Tube
	(2)Package Type	(2) GBJ: GBJ
	(3)Green Package	(3) G: Halogen Free and Lead Free, L: Lead Free

■ MARKING



■ **ABSOLUTE MAXIMUM RATINGS** ($T_A=25^{\circ}\text{C}$, unless otherwise specified)

PARAMETER	SYMBOL	RATINGS	UNIT
Repetitive Peak Reverse Voltage	V_{RRM}	600	V
Average Forward Rectified Current	$I_{F(AV)}$	$T_A=25^{\circ}\text{C}$	5.2
		$T_C=87^{\circ}\text{C}$	50
Peak Forward Surge Current, 8.3ms Single Half Sine-Wave Superimposed on Rated Load	I_{FSM}	450	A
Current squared time @ $1\text{ms} \leq t \leq 8.3\text{ms}$ $T_j=25^{\circ}\text{C}$, Rating of per diode	I^2t	830	A^2s
Dielectric strength @ terminals to case, AC 1 minute	V_{DIS}	2.5	KV
Mounting torque @ recommend torque: 5kg·cm	T_{OR}	8	kg·cm
Operating Junction Temperature Range	T_J	-55 ~ +150	$^{\circ}\text{C}$
Storage Temperature Range	T_{STG}	-55 ~ +150	$^{\circ}\text{C}$

Note: Absolute maximum ratings are those values beyond which the device could be permanently damaged. Absolute maximum ratings are stress ratings only and functional device operation is not implied.

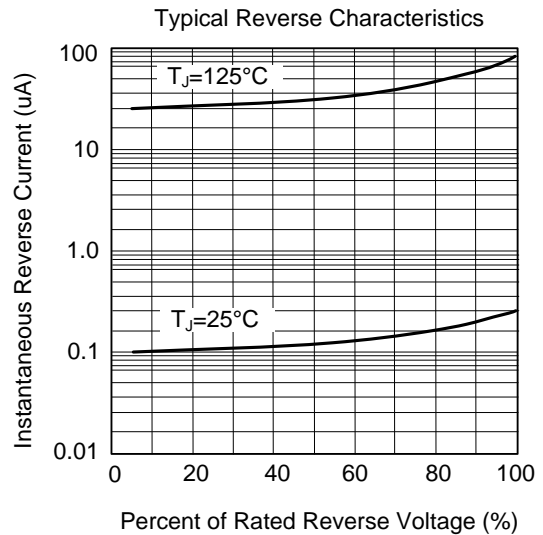
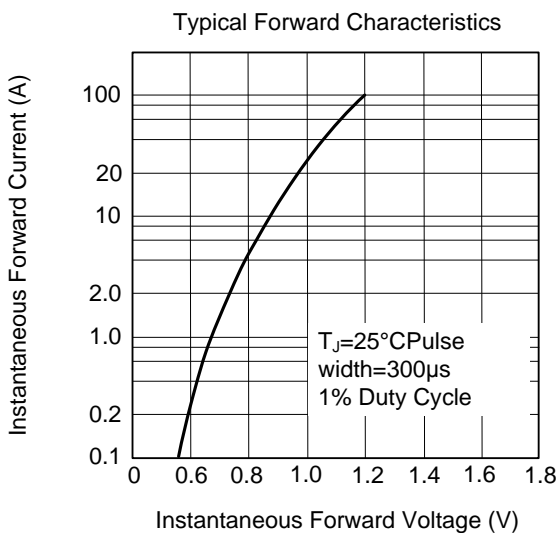
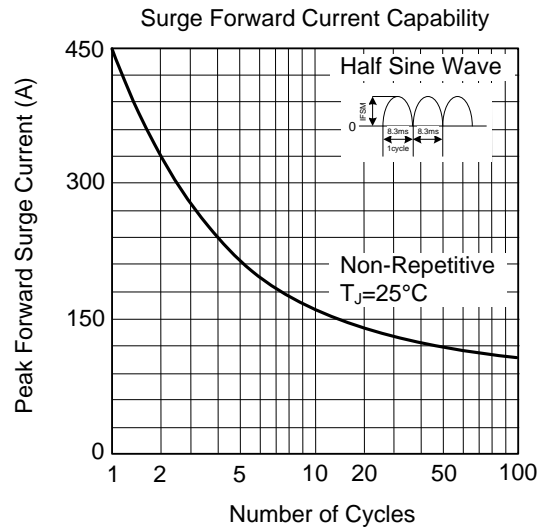
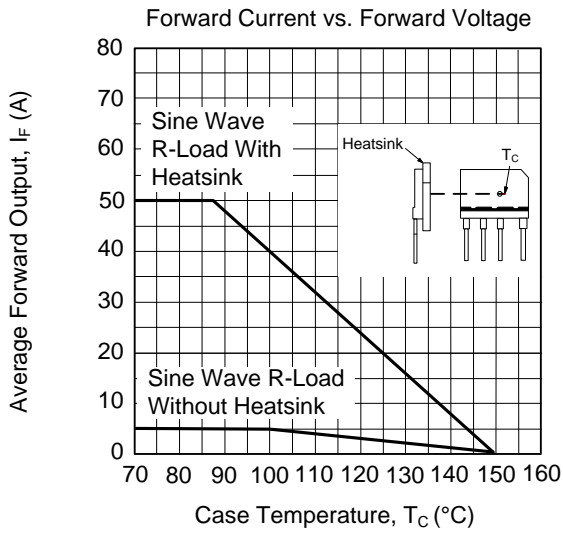
■ **THERMAL DATA**

PARAMETER	SYMBOL	RATINGS	UNIT
Junction to Ambient	θ_{JA}	22	$^{\circ}\text{C/W}$
Junction to Case	θ_{JC}	0.8	$^{\circ}\text{C/W}$

■ **ELECTRICAL CHARACTERISTICS** ($T_A=25^{\circ}\text{C}$, unless otherwise specified)

PARAMETER	SYMBOL	TEST CONDITIONS	MIN	TYP	MAX	UNIT
Instantaneous Forward Voltage	V_F	$I_F=25\text{A}$			1.0	V
DC Reverse Current at Rated DC Blocking Voltage	I_{RRM}	$V_{RM}=V_{RRM}$			5.0	μA

■ TYPICAL CHARACTERISTICS



UTC assumes no responsibility for equipment failures that result from using products at values that exceed, even momentarily, rated values (such as maximum ratings, operating condition ranges, or other parameters) listed in products specifications of any and all UTC products described or contained herein. UTC products are not designed for use in life support appliances, devices or systems where malfunction of these products can be reasonably expected to result in personal injury. Reproduction in whole or in part is prohibited without the prior written consent of the copyright owner. UTC reserves the right to make changes to information published in this document, including without limitation specifications and product descriptions, at any time and without notice. This document supersedes and replaces all information supplied prior to the publication hereof.