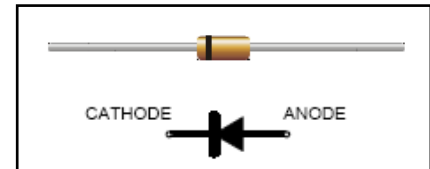


# Schottky barrier diode

- . 300mW DO-34
- . Glass silicon switching diodes
- . We declare that the material of product compliance with RoHS requirements.

MA700A



## Product Characteristic

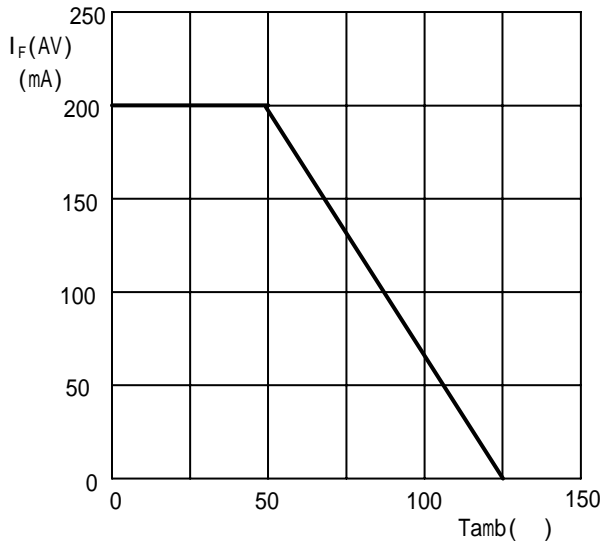
Absolute Maximum Ratings(Ta=25°C)

TYPE	VRM(V)	VR(V)	I <sub>FSM</sub> (mA)	I <sub>O</sub> (mA)	P(mW)
MA700A	30	30	200	30	300

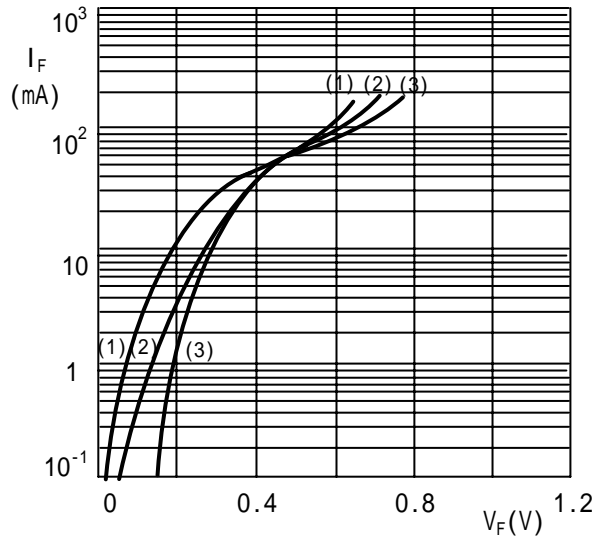
Characteristics at T<sub>j</sub>=25°C

	Symbol	Min.	Typ.	Max.	Unit
Forward Voltage at I <sub>F</sub> = 1 mA	V <sub>F</sub>	—	—	0.4	V
Leakage Current at V <sub>R</sub> = 30 V	I <sub>R</sub>	—	—	0.5	μA
Capacitance at V <sub>R</sub> = 1V f =1MHZ	C <sub>t</sub>	—	—	2	pF
Reverse Recovery Time form I <sub>R</sub> =I <sub>F</sub> = 10 mA 100 , RL =	t <sub>rr</sub>	—	—	2	ns

### Characteristic Curves

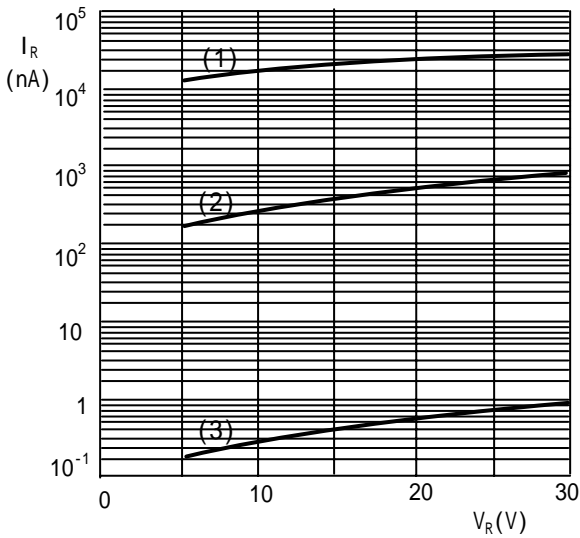


Derating curve



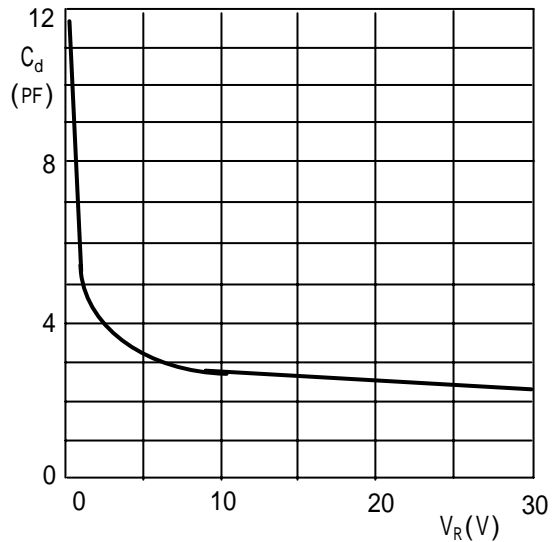
- (1) T<sub>amb</sub>=125
- (2) T<sub>amb</sub>=85
- (3) T<sub>amb</sub>=25

Forward current as function of forward voltage; typical values.



- (1) T<sub>amb</sub>=85
- (2) T<sub>amb</sub>=25
- (3) T<sub>amb</sub>=-40

Reverse current as a function of reverse voltage; typical values.



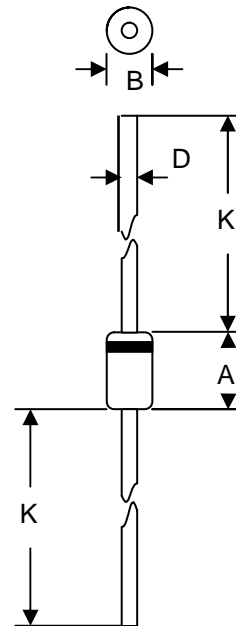
f=1MHz

Diode capacitance as a function of reverse voltage; typical values.

### Package Dimensions in inches and (millimeters)

DIM	MILLIMETERS		INCHES	
	MIN	MAX	MIN	MAX
A	2.4	3.0	0.094	0.118
B	1.6	2.0	0.063	0.078
D	0.3	0.5	0.012	0.020
K	28	30	1.102	1.181

DO-34

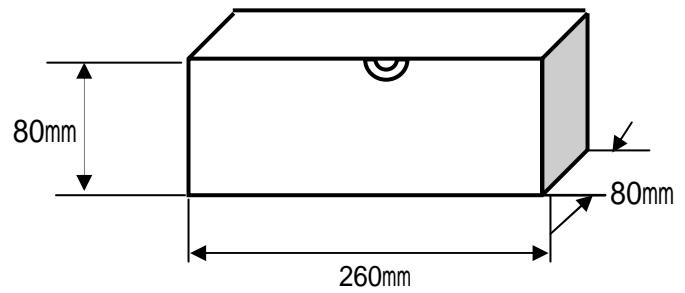


DO-34

## Packing

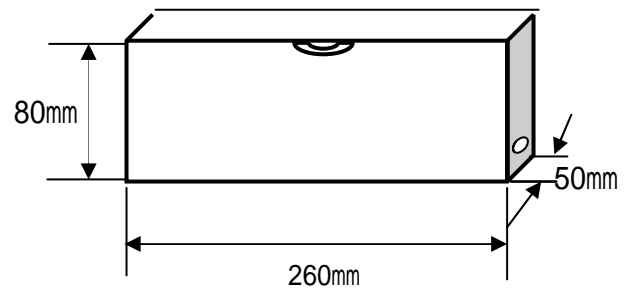
### Taping / Box(T52)

Tape Inner Box:5000pcs/each



### Taping / Box(T26)

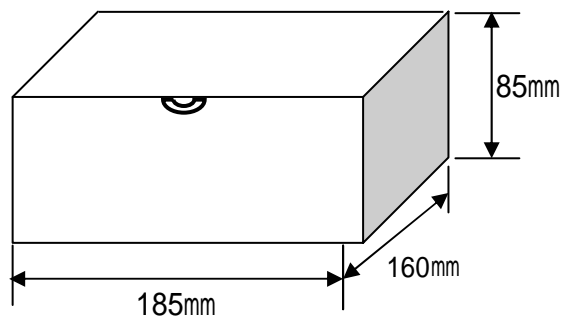
Tape Inner Box:5000pcs/each



### Bulk

500pcs/bag

10000pcs /each



### Reel (T52 )

10000pcs/卷

